



**San Francisco Community College District
City College of San Francisco**

Human Resources Department

HIRING DATA REPORTS

Fall 2016 - Spring 2017
& Fall 2017

&

EMPLOYEE DATA REPORTS

Fall 2016 & Fall 2017



HIRING DATA REPORT & EMPLOYEE DATA REPORT

The Human Resources Department (HR) oversees the hiring processes for all District personnel. HR has actively recruited for administrative, faculty and classified positions. We advertise in various advertising media with the goal of increasing and diversifying our applicant pools. These include, but are not limited to: California Community College Registry, education publications such as the *Chronicle of Higher Education*, newspapers, trade journals, and on various employment websites and job boards: Insidehighered.com, Higheredjobs.com, sfbay.craigslist.org, AsiansinHigherEd.com, IMDiversity.com, BlacksInHigherEd.com, HispanicsinHigherEd.com., etc. HR also works with the hiring departments to identify targeted, discipline-specific advertisement in trade journals, job boards, websites, etc.

Hiring Data Report
Pages 1 - 32

The **Hiring Data Report** contains data representing the Fall 2016, Spring 2017, and Fall 2017 hires of administrators, faculty, and classified staff. The data is sorted by EEO categories: gender, ethnicity, disabled, gay/lesbian, and veteran.

The EEO data is generated from the volunteer demographic data provided by applicants during the hiring process and from new hires during the onboarding process.

Applicant Screening Reports
Pages 33 - 82

The **Applicant Status Screening Reports** contain a breakdown of the applicant statuses for full-time faculty and administrative positions.

At each stage of the hiring process, applicants are tracked by the EEO categories: gender, ethnicity, disabled, gay/lesbian, and veteran. A hiring process includes receipt of the application materials, checking application materials for completeness, verification of minimum qualifications, committee paper screening, committee interviews, final interviews, and final selection.

HIRING DATA REPORT & EMPLOYEE DATA REPORT

**Search Committee
Composition Report
pages 83 - 85**

The **Search Committee Members Report** contains a breakdown of the full-time faculty and administrative hiring committee members by ethnicity and gender.

**Employee Data Report
Pages 86 - 107**

The *Employee Data Report* is formatted from the data provided to the State Chancellor's Office by the District's IT and Research & Planning Departments every Fall. This data represents the number of current employees as of **Fall 2016** and **Fall 2017**. Data is sorted by department, employee type, gender, and ethnicity.

HIRING DATA REPORT

**Fall 2016 - Spring 2017
& Fall 2017**

(Pages 1 – 32)

FULL-TIME FACULTY NEW HIRES

**Fall 2016 - Spring 2017
& Fall 2017**

(Pages 1 – 13)

NEW FULL-TIME FACULTY

HIRING SUMMARY

FALL 2016

Total Full-Time New Hires: 24

Tenure-Track	22	92%
Long-Term Substitute	2	8 %
Categorically-Funded	0	

Full-Time New Hires: 22

Female	12	55%
Male	10	45%

African American	1	5%
Asian	4	18 %
Caucasian	14	64%
Filipino	1	5%
Pacific Islander	1	5%
Southeast Asian	1	5%

Disabled	1	5%
Gay/Lesbian	2	9%
Veteran	0	

Long-Term Substitute: 2

Male	1	50%
Female	1	50%

Latino/a	1	50%
----------	---	-----

Disabled	1	50%
Gay/Lesbian	1	50%
Veteran	0	

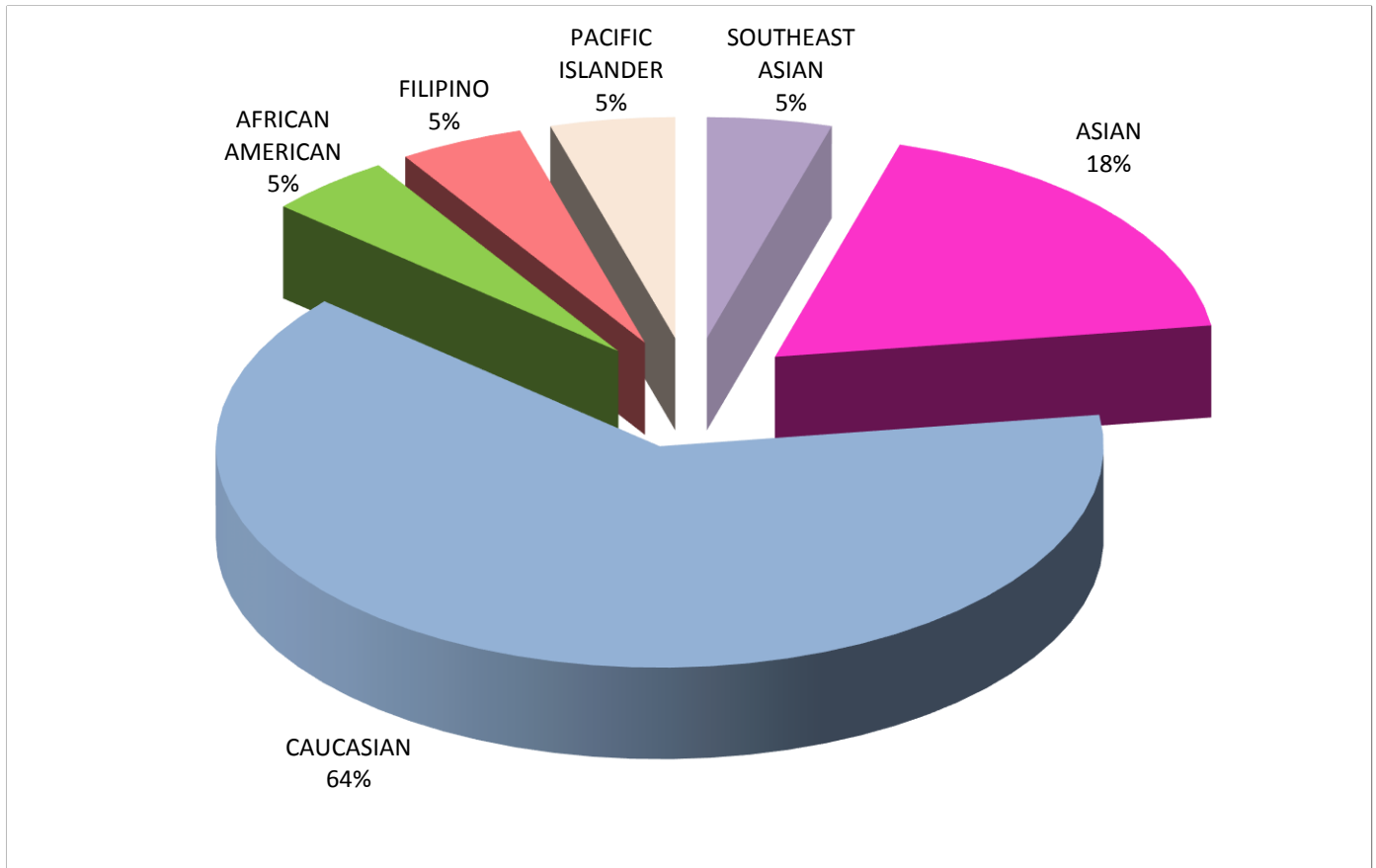
TENURE-TRACK NEW HIRES

Fall 2016

ETHNICITY / GENDER / EEO DATA

	AFRICAN AMERICAN		ASIAN		CAUCASIAN		FILIPINO		LATINO/A		NATIVE AMERICAN		OTHER/ UNKNOWN		PACIFIC ISLANDER		SOUTHEAST ASIAN		TOTAL FILLED POSITIONS	
	#	PCT.	#	PCT.	#	PCT.	#	PCT.	#	PCT.	#	PCT.	#	PCT.	#	PCT.	#	PCT.	#	PCT.
FEMALE	1	5%	3	14%	6	27%	1	5%	0	0%	0	0%	0	0%	0	0%	1	5%	12	55%
MALE	0	0%	1	5%	8	36%	0	0%	0	0%	0	0%	0	0%	1	5%	0	0%	10	45%
TOTAL	1	5%	4	18%	14	64%	1	5%	0	0%	0	0%	0	0%	1	5%	1	5%	22	100%
DISABLED	0	0%	0	0%	1	5%	0	0%	0	0%	0	0%	0	0%	0	0%	0	0%	1	5%
GAY/LESBIAN	0	0%	0	0%	1	5%	0	0%	0	0%	0	0%	0	0%	1	0%	0	0%	2	9%
VETERAN	0	0%	0	0%	0	0%	0	0%	0	0%	0	0%	0	0%	0	0%	0	0%	0	0%

Note: Percentages may not be exact due to rounding.

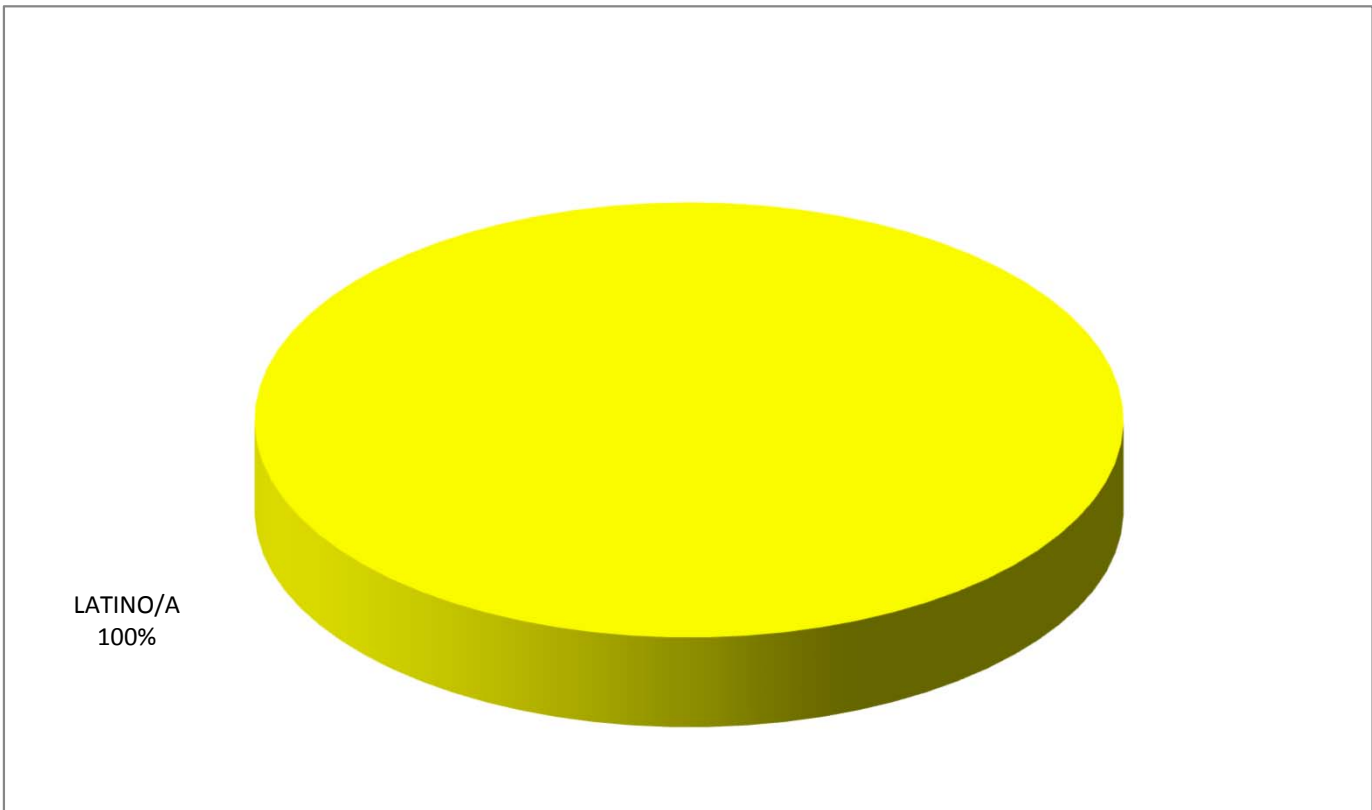


LONG-TERM SUBSTITUTE - NEW HIRES

Fall 2016

ETHNICITY / GENDER / EEO DATA

	AFRICAN AMERICAN		ASIAN		CAUCASIAN		FILIPINO		LATINO/A		NATIVE AMERICAN		OTHER/ UNKNOWN		PACIFIC ISLANDER		SOUTHEAST ASIAN		TOTAL FILLED POSITIONS	
	#	PCT.	#	PCT.	#	PCT.	#	PCT.	#	PCT.	#	PCT.	#	PCT.	#	PCT.	#	PCT.	#	PCT.
FEMALE	0	0%	0	0%	0	0%	0	0%	1	50%	0	0%	0	0%	0	0%	0	0%	1	50%
MALE	0	0%	0	0%	0	0%	0	0%	1	50%	0	0%	0	0%	0	0%	0	0%	1	50%
TOTAL	0	0%	0	0%	0	0%	0	0%	2	100%	0	0	0	0	0	0	0	0	2	100%
DISABLED	0	0%	0	0%	0	0%	0	0%	1	50%	0	0%	0	0%	0	0%	0	0%	1	50%
GAY/LESBIAN	0	0%	0	0%	0	0%	0	0%	1	50%	0	0%	0	0%	0	0%	0	0%	1	50%
VETERAN	0	0%	0	0%	0	0%	0	0%	0	0%	0	0%	0	0%	0	0%	0	0%	0	0%



NEW FULL-TIME FACULTY

HIRING SUMMARY

SPRING 2017

Total Full-Time New Hires: 10

Tenure-Track	10	100%
Long-Term Substitute	0	
Categorically-Funded	0	

Full-Time New Hires: 10

Female	8	80%
Male	2	20%

African American	1	10%
Asian	2	20%
Caucasian	4	40%
Filipino	1	10%
Latino/a	2	20%

Disabled	0	
Gay/Lesbian	0	
Veteran	0	

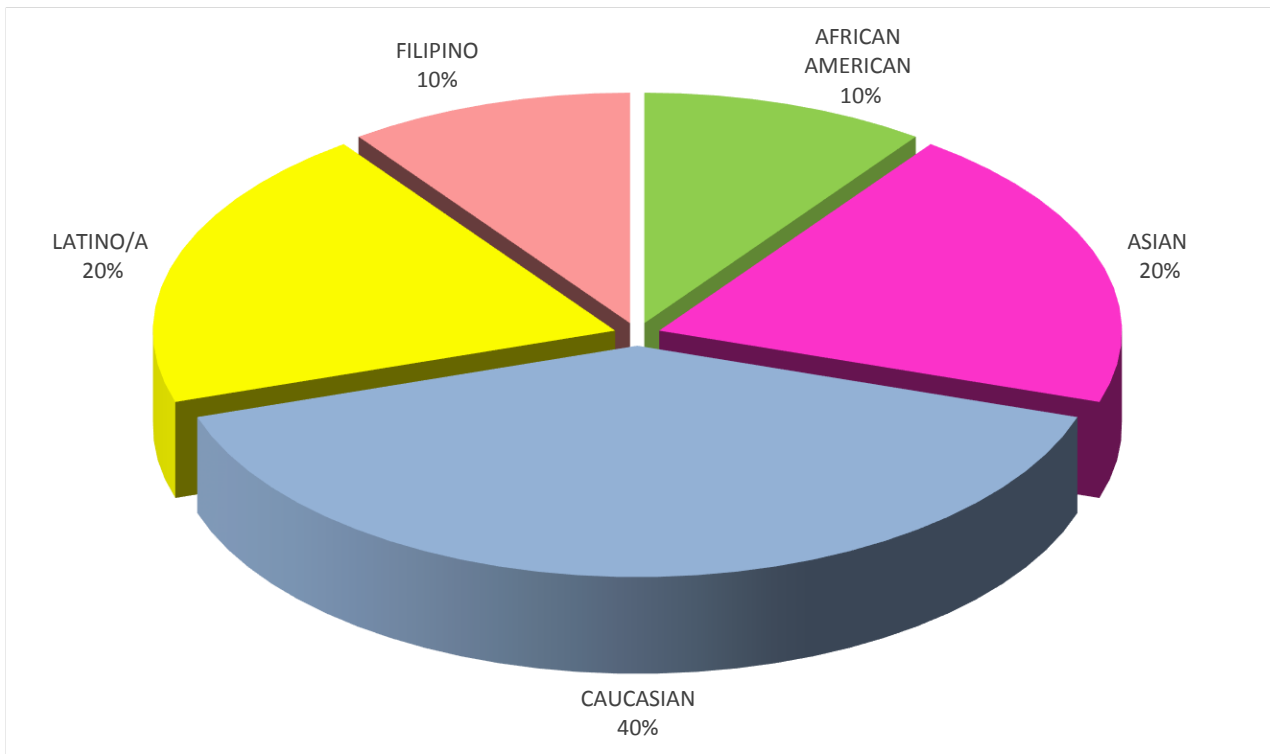
TENURE-TRACK NEW HIRES

Spring 2017

ETHNICITY / GENDER / EEO DATA

	AFRICAN AMERICAN		ASIAN		CAUCASIAN		FILIPINO		LATINO/A		NATIVE AMERICAN		OTHER/ UNKNOWN		PACIFIC ISLANDER		SOUTHEAST ASIAN		TOTAL FILLED POSITIONS	
	#	PCT.	#	PCT.	#	PCT.	#	PCT.	#	PCT.	#	PCT.	#	PCT.	#	PCT.	#	PCT.	#	PCT.
FEMALE	1	10%	1	10%	3	30%	1	10%	2	20%	0	0%	0	0%	0	0%	0	0%	8	80%
MALE	0	0%	1	10%	1	10%	0	0%	0	0%	0	0%	0	0%	0	0%	0	0%	2	20%
TOTAL	1	10%	2	20%	4	40%	1	10%	2	20%	0	0%	0	0%	0	0%	0	0%	10	100%
DISABLED	0	0%	0	0%	0	0%	0	0%	0	0%	0	0%	0	0%	0	0%	0	0%	0	0%
GAY/LESBIAN	0	0%	0	0%	0	0%	0	0%	0	0%	0	0%	0	0%	0	0%	0	0%	0	0%
VETERAN	0	0%	0	0%	0	0%	0	0%	0	0%	0	0%	0	0%	0	0%	0	0%	0	0%

Note: Percentages may not be exact due to rounding.



NEW FULL-TIME FACULTY

HIRING SUMMARY

FALL 2016 & SPRING 2017

Total Full-Time New Hires: 34

Tenure-Track	32	94%
Long-Term Substitute	2	6%
Categorically-Funded	0	

Full-Time New Hires: 32 94%

Female	20	63%
Male	12	37%

African American	2	6%
Asian	6	19%
Caucasian	18	56%
Filipino	2	6%
Latino/a	2	6%
Pacific Islander	1	3%
Southeast Asian	1	3%

Disabled	1	3%
Gay/Lesbian	2	6%
Veteran	0	

Long-Term Substitute: 2

Female	1	50%
Male	1	50%

Disabled	1	50%
Gay/Lesbian	1	50%
Veteran	0	

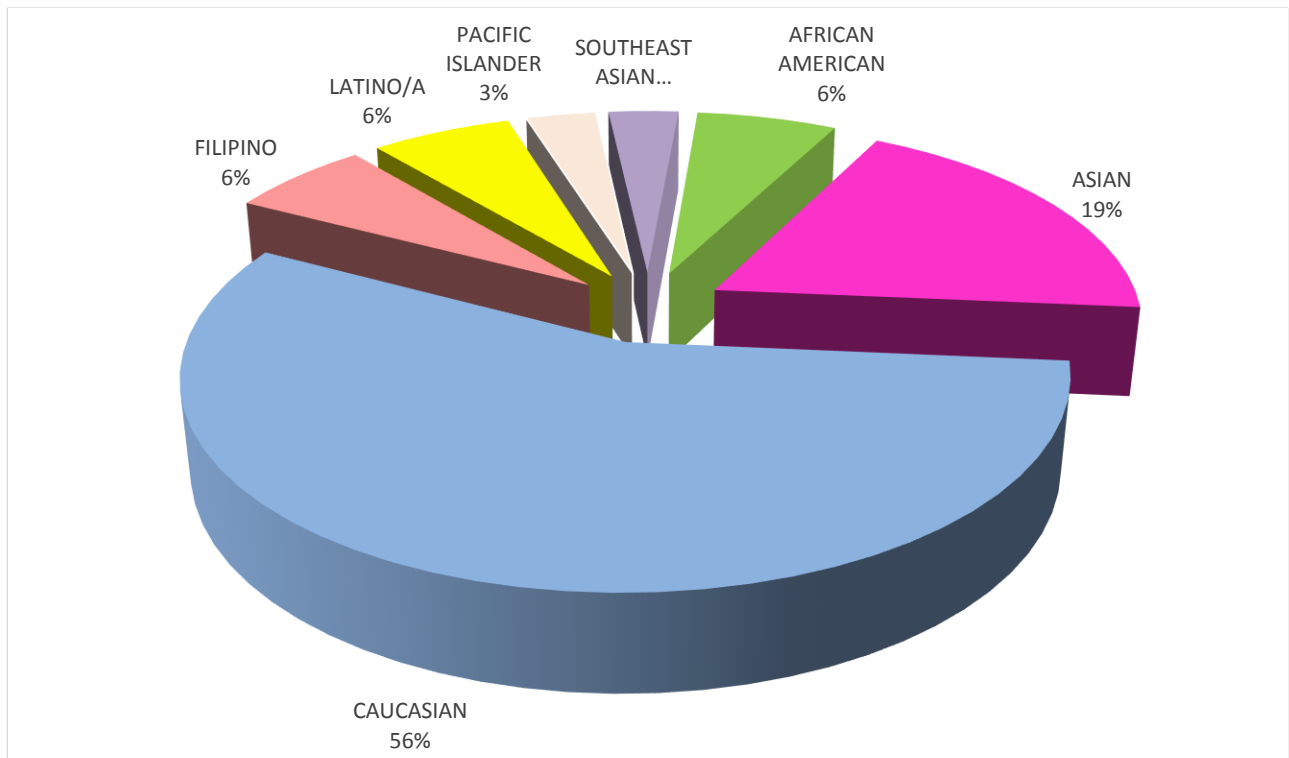
TENURE-TRACK NEW HIRES

Fall 2016 - Spring 2017

ETHNICITY / GENDER / EEO DATA

	AFRICAN AMERICAN		ASIAN		CAUCASIAN		FILIPINO		LATINO/A		NATIVE AMERICAN		OTHER/ UNKNOWN		PACIFIC ISLANDER		SOUTHEAST ASIAN		TOTAL FILLED POSITIONS	
	#	PCT.	#	PCT.	#	PCT.	#	PCT.	#	PCT.	#	PCT.	#	PCT.	#	PCT.	#	PCT.	#	PCT.
FEMALE	2	6%	4	13%	9	28%	2	6%	2	6%	0	0%	0	0%	0	0%	1	3%	20	63%
MALE	0	0%	2	6%	9	28%	0	0%	0	0%	0	0%	0	0%	1	3%	0	0%	12	38%
TOTAL	2	6%	6	19%	18	56%	2	6%	2	6%	0	0%	0	0%	1	3%	1	3%	32	100%
DISABLED	0	0%	0	0%	1	3%	0	0%	0	0%	0	0%	0	0%	0	0%	0	0%	1	3%
GAY/LESBIAN	0	0%	0	0%	1	3%	0	0%	0	0%	0	0%	0	0%	1	0%	0	0%	2	6%
VETERAN	0	0%	0	0%	0	0%	0	0%	0	0%	0	0%	0	0%	0	0%	0	0%	0	0%

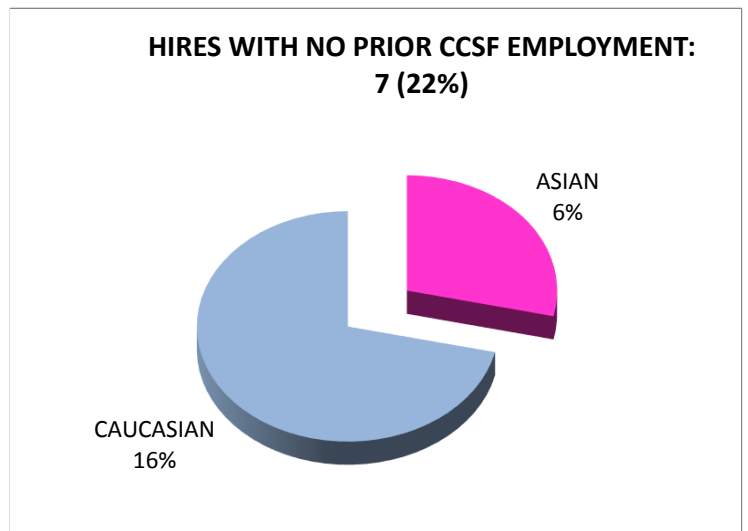
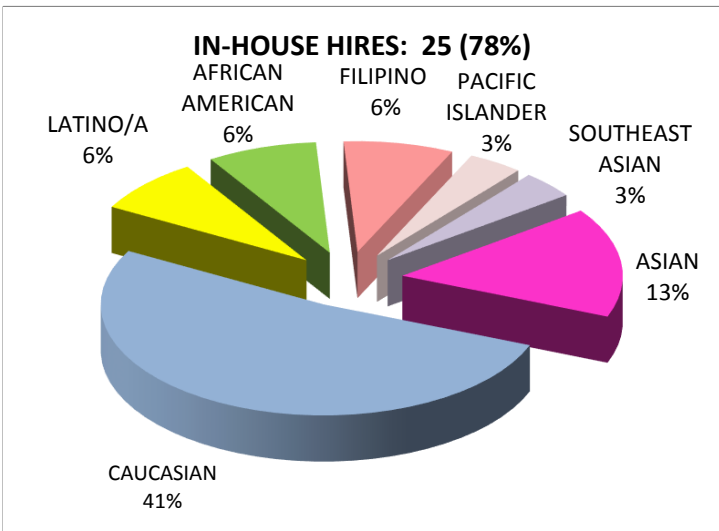
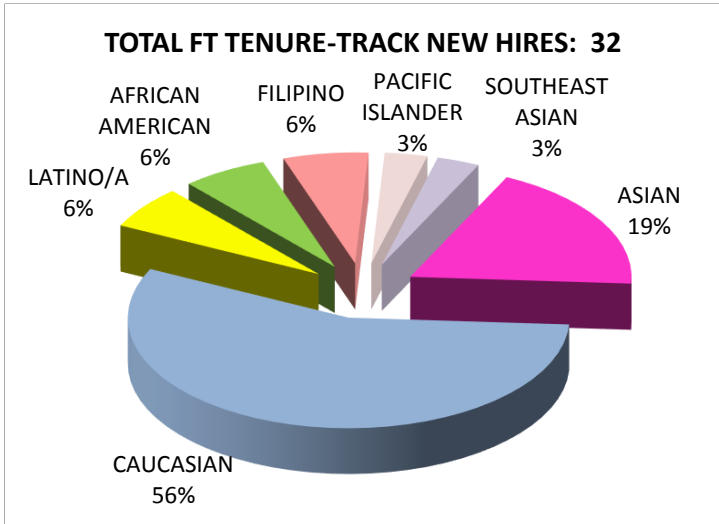
Note: Percentages may not be exact due to rounding.



FT TENURE-TRACK FACULTY HIRES

Fall 2016 - Spring 2017

	AFRICAN AMERICAN		ASIAN		CAUCASIAN		FILIPINO		LATINO/A		NATIVE AMERICAN		OTHER/ UNKNOWN		PACIFIC ISLANDER		SOUTHEAST ASIAN		TOTAL FILLED POSITIONS			
	#	%	#	%	#	%	#	%	#	%	#	%	#	%	#	%	#	%	#	%		
TOTAL HIRES																						
FEMALE	2	6%	4	13%	9	28%	2	6%	2	6%	0	0%	0	0%	0	0%	0	0%	1	3%	20	63%
MALE	0	0%	2	6%	9	28%	0	0%	0	0%	0	0%	0	0%	1	3%	0	0%	0	0%	12	38%
TOTAL	2	6%	6	19%	18	56%	2	6%	2	6%	0	0%	0	0%	1	3%	1	3%	32	100%		
INHOUSE HIRES	#	%	#	%	#	%	#	%	#	%	#	%	#	%	#	%	#	%	#	%	#	%TOT *
FEMALE	2	6%	3	0%	8	25%	2	6%	2	6%	0	0%	0	0%	0	0%	0	0%	1	3%	18	56%
MALE	0	0%	1	0%	5	16%	0	0%	0	0%	0	0%	0	0%	0	0%	1	3%	0	0%	7	22%
TOTAL	2	6%	4	13%	13	41%	2	6%	2	6%	0	0%	0	0%	0	0%	1	3%	1	3%	25	78%
OUTSIDE HIRES	#	%	#	%	#	%	#	%	#	%	#	%	#	%	#	%	#	%	#	%	#	%TOT *
FEMALE	0	0%	1	3%	1	3%	0	0%	0	0%	0	0%	0	0%	0	0%	0	0%	0	0%	2	6%
MALE	0	0%	1	3%	4	13%	0	0%	0	0%	0	0%	0	0%	0	0%	0	0%	0	0%	5	16%
TOTAL	0	0%	2	6%	5	16%	0	0%	0	0%	0	0%	0	0%	0	0%	0	0%	0	0%	7	22%



NEW FULL-TIME FACULTY

HIRING SUMMARY

FALL 2017

<u>Total Full-Time New Hires:</u>	32	
Tenure-Track	29	91%
Long-Term Substitute	1	3 %
Categorically-Funded	2	6%
<u>Full-Time New Hires:</u>	29	
Female	18	62%
Male	11	38%
African American	3	10%
Asian	8	28%
Caucasian	9	31%
Filipino	2	7%
Latino/a	3	10%
Southeast Asian	4	14%
Disabled	0	0%
Gay/Lesbian	2	7%
Veteran	0	0%
<u>Full-Time Categorical New Hires:</u>	2	
Male	1	50%
Female	1	50%
Caucasian	1	50%
Filipino	1	50%
Disabled	0	0%
Gay/Lesbian	0	0%
Veteran	0	0%
<u>Long Term Substitute New Hires:</u>	1	
Female	1	100%
Caucasian	1	100%
Disabled	0	0%
Gay/Lesbian	0	0%
Veteran	0	0%

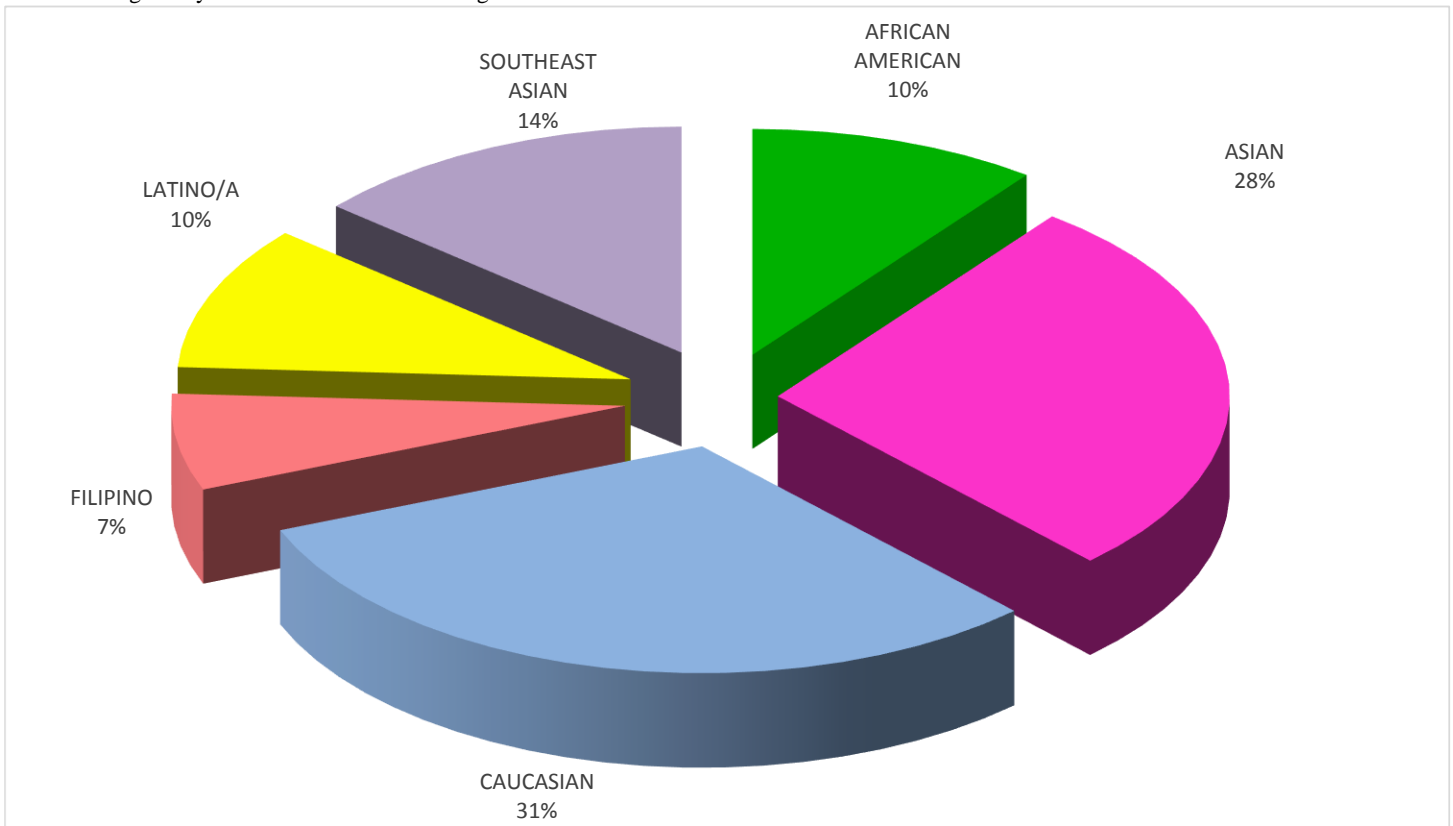
TENURE-TRACK NEW HIRES

Fall 2017

ETHNICITY / GENDER / EEO DATA

	AFRICAN AMERICAN		ASIAN		CAUCASIAN		FILIPINO		LATINO/A		NATIVE AMERICAN		OTHER/ UNKNOWN		PACIFIC ISLANDER		SOUTHEAST ASIAN		TOTAL FILLED POSITIONS	
	#	PCT.	#	PCT.	#	PCT.	#	PCT.	#	PCT.	#	PCT.	#	PCT.	#	PCT.	#	PCT.	#	PCT.
FEMALE	1	3%	5	17%	6	21%	0	0%	3	10%	0	0%	0	0%	0	0%	3	10%	18	62%
MALE	2	7%	3	10%	3	10%	2	7%	0	0%	0	0%	0	0%	0	0%	1	3%	11	38%
TOTAL	3	10%	8	28%	9	31%	2	7%	3	10%	0	0	0	0%	0	0%	4	14%	29	100%
DISABLED	0	0%	0	0%	0	0%	0	0%	0	0%	0	0%	0	0%	0	0%	0	0%	0	0%
GAY/LESBIAN	1	3%	0	0%	1	3%	0	0%	0	0%	0	0%	0	0%	0	0%	0	0%	2	7%
VETERAN	0	0%	0	0%	0	0%	0	0%	0	0%	0	0%	0	0%	0	0%	0	0%	0	0%

Note: Percentages may not be exact due to rounding.

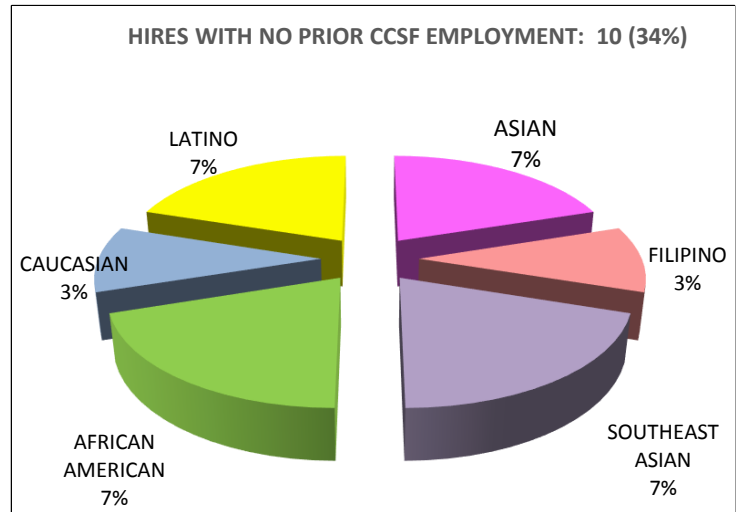
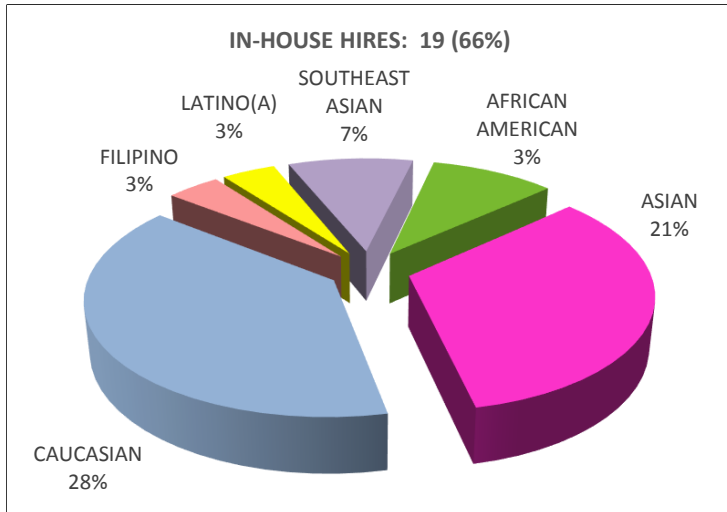
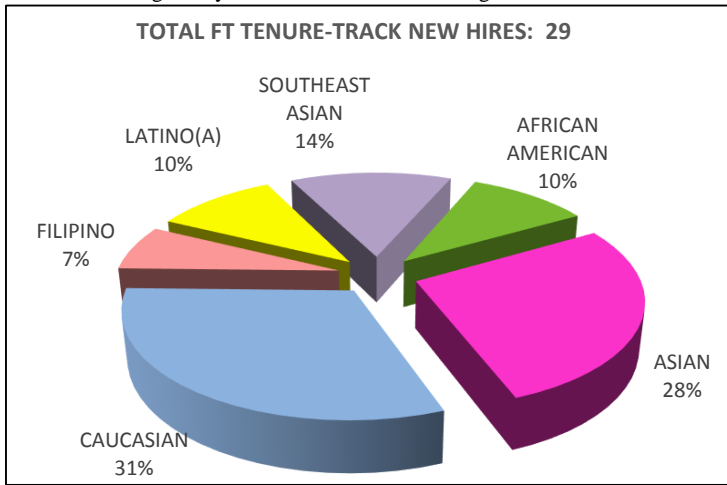


FT TENURE-TRACK FACULTY HIRES

Fall 2017

	AFRICAN AMERICAN		ASIAN		CAUCASIAN		FILIPINO		LATINO/A		NATIVE AMERICAN		OTHER/ UNKNOWN		PACIFIC ISLANDER		SOUTHEAST ASIAN		TOTAL FILLED POSITIONS		
	#	%	#	%	#	%	#	%	#	%	#	%	#	%	#	%	#	%	#	%	
TOTAL HIRES																					
FEMALE	1	3%	5	17%	6	21%	0	0%	3	10%	0	0%	0	0%	0	0%	3	10%	18	62%	
MALE	2	7%	3	10%	3	10%	2	7%	0	0%	0	0%	0	0%	0	0%	1	3%	11	38%	
TOTAL	3	10%	8	28%	9	31%	2	7%	3	10%	0	0%	0	0%	0	0%	4	14%	29	100%	
INHOUSE HIRES	#	%	#	%	#	%	#	%	#	%	#	%	#	%	#	%	#	%	#	%TOT *	
FEMALE	1	3%	3	10%	5	17%	0	0%	1	3%	0	0%	0	0%	0	0%	1	3%	11	38%	
MALE	0	0%	3	10%	3	10%	1	3%	0	0%	0	0%	0	0%	0	0%	1	3%	8	28%	
TOTAL	1	3%	6	21%	8	28%	1	3%	1	3%	0	0%	0	0%	0	0%	2	7%	19	66%	
OUTSIDE HIRES	#	%	#	%	#	%	#	%	#	%	#	%	#	%	#	%	#	%	#	%TOT *	
FEMALE	0	0%	2	7%	1	3%	0	0%	2	7%	0	0%	0	0%	0	0%	2	7%	7	24%	
MALE	2	7%	0	0%	0	0%	1	3%	0	0%	0	0%	0	0%	0	0%	0	0%	3	10%	
TOTAL	2	7%	2	7%	1	3%	1	3%	2	7%	0	0%	0	0%	0	0%	2	7%	10	34%	

Note: Percentages may not be exact due to rounding.

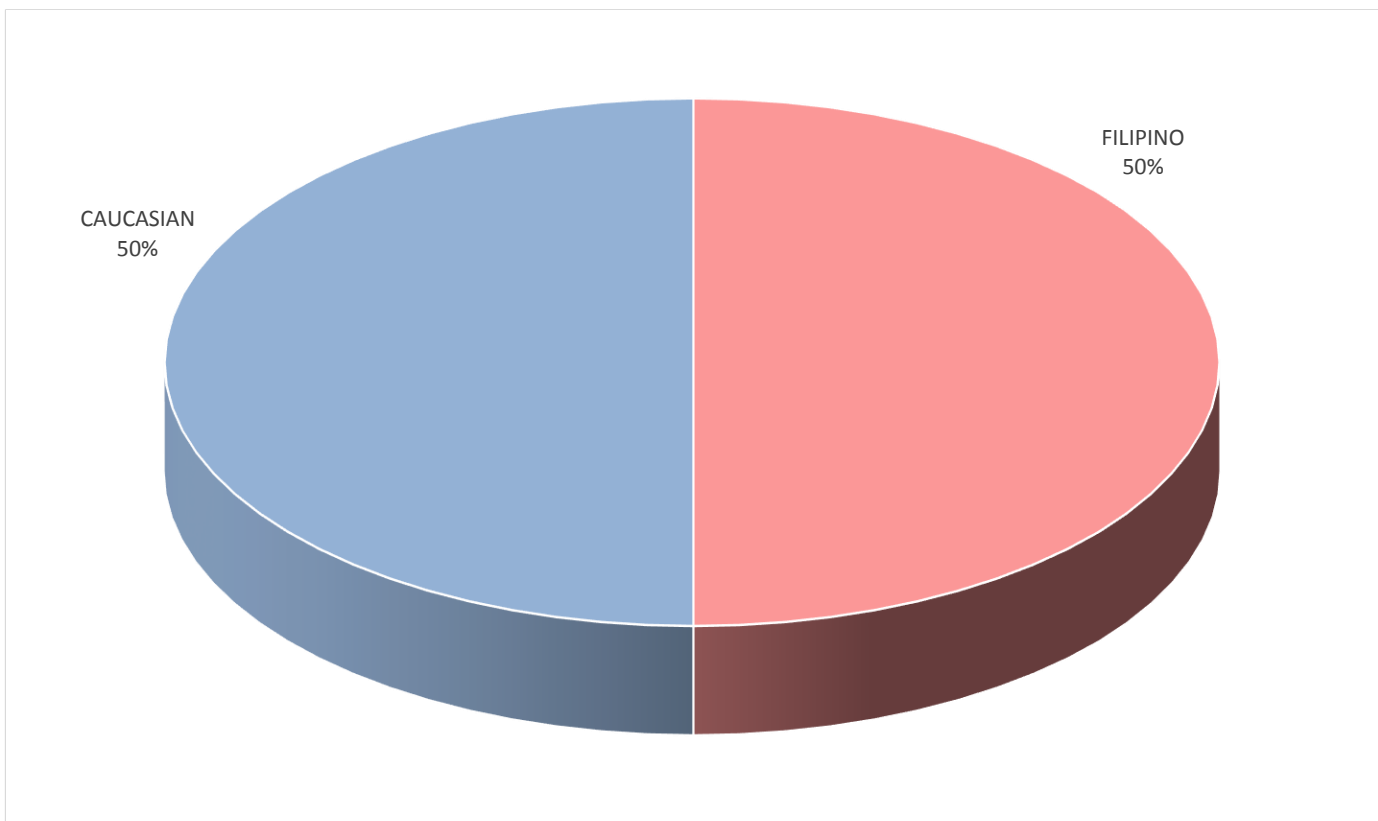


FULL-TIME CATEGORICAL - NEW HIRES

Fall 2017

ETHNICITY / GENDER / EEO DATA

	AFRICAN AMERICAN		ASIAN		CAUCASIAN		FILIPINO		LATINO/A		NATIVE AMERICAN		OTHER/ UNKNOWN		PACIFIC ISLANDER		SOUTHEAST ASIAN		TOTAL FILLED POSITIONS	
	#	PCT.	#	PCT.	#	PCT.	#	PCT.	#	PCT.	#	PCT.	#	PCT.	#	PCT.	#	PCT.	#	PCT.
FEMALE	0	0%	0	0%	1	50%	0	0%	0	0%	0	0%	0	0%	0	0%	0	0%	1	50%
MALE	0	0%	0	0%	0	0%	1	0%	0	0%	0	0%	0	0%	0	0%	0	0%	1	50%
TOTAL	0	0%	0	0%	1	50%	1	0%	0	0%	0	0%	0	0%	0	0%	0	0%	2	100%
DISABLED	0	0%	0	0%	0	0%	0	0%	0	0%	0	0%	0	0%	0	0%	0	0%	0	0%
GAY/LESBIAN	0	0%	0	0%	0	0%	0	0%	0	0%	0	0%	0	0%	0	0%	0	0%	0	0%
VETERAN	0	0%	0	0%	0	0%	0	0%	0	0%	0	0%	0	0%	0	0%	0	0%	0	0%

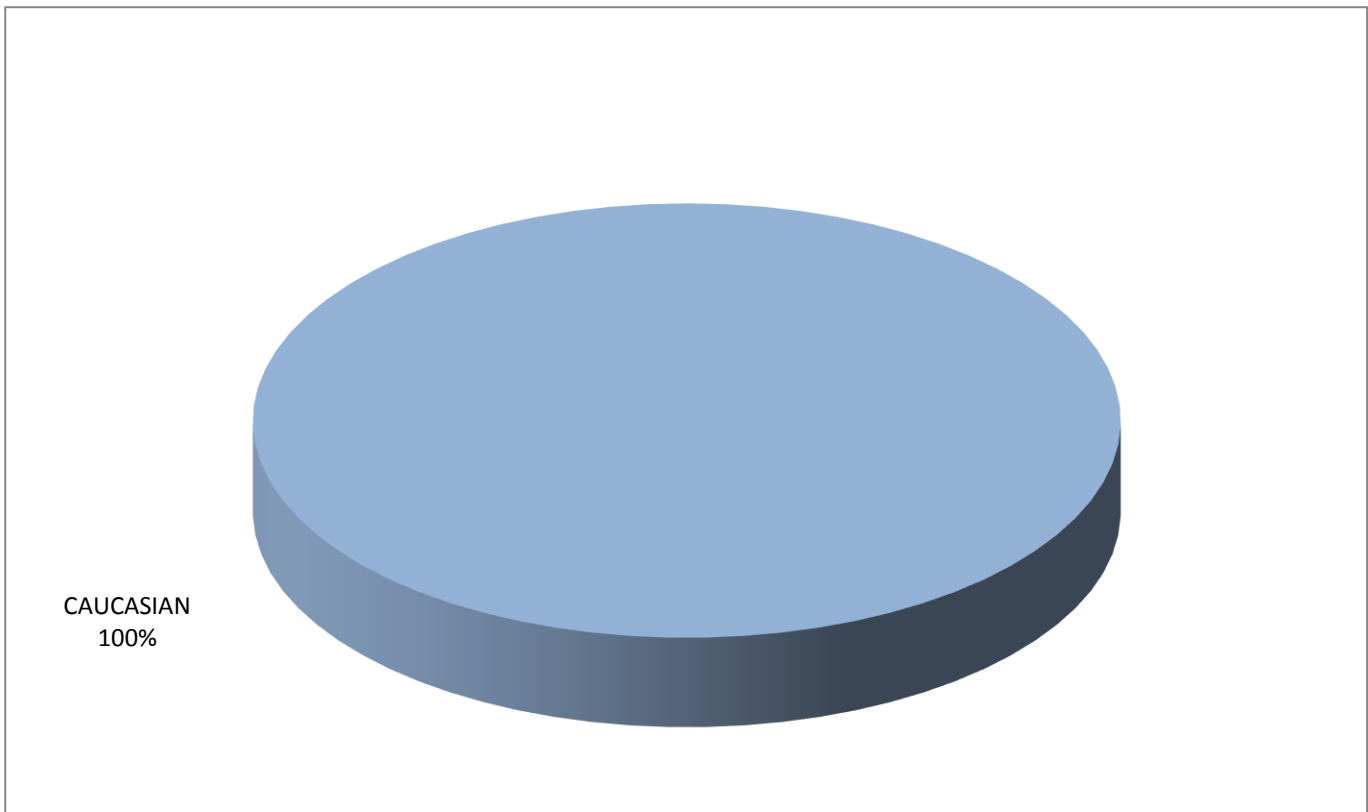


LONG-TERM SUBSTITUTE - NEW HIRES

Fall 2017

ETHNICITY / GENDER / EEO DATA

	AFRICAN AMERICAN		ASIAN		CAUCASIAN		FILIPINO		LATINO/A		NATIVE AMERICAN		OTHER/ UNKNOWN		PACIFIC ISLANDER		SOUTHEAST ASIAN		TOTAL FILLED POSITIONS	
	#	PCT.	#	PCT.	#	PCT.	#	PCT.	#	PCT.	#	PCT.	#	PCT.	#	PCT.	#	PCT.	#	PCT.
FEMALE	0	0%	0	0%	1	100%	0	0%	0	0%	0	0%	0	0%	0	0%	0	0%	1	100%
MALE	0	0%	0	0%	0	0%	0	0%	0	0%	0	0%	0	0%	0	0%	0	0%	0	0%
TOTAL	0	0%	0	0%	1	100%	0	0%	0	0%	0	0	0	0	0	0	0	0	1	100%
DISABLED	0	0%	0	0%	0	0%	0	0%	1	100%	0	0%	0	0%	0	0%	0	0%	1	100%
GAY/LESBIAN	0	0%	0	0%	0	0%	0	0%	1	100%	0	0%	0	0%	0	0%	0	0%	1	100%
VETERAN	0	0%	0	0%	0	0%	0	0%	0	0%	0	0%	0	0%	0	0%	0	0%	0	0%



PART-TIME FACULTY NEW HIRES

**Fall 2016 - Spring 2017
& Fall 2017**

(Pages 14 – 18)

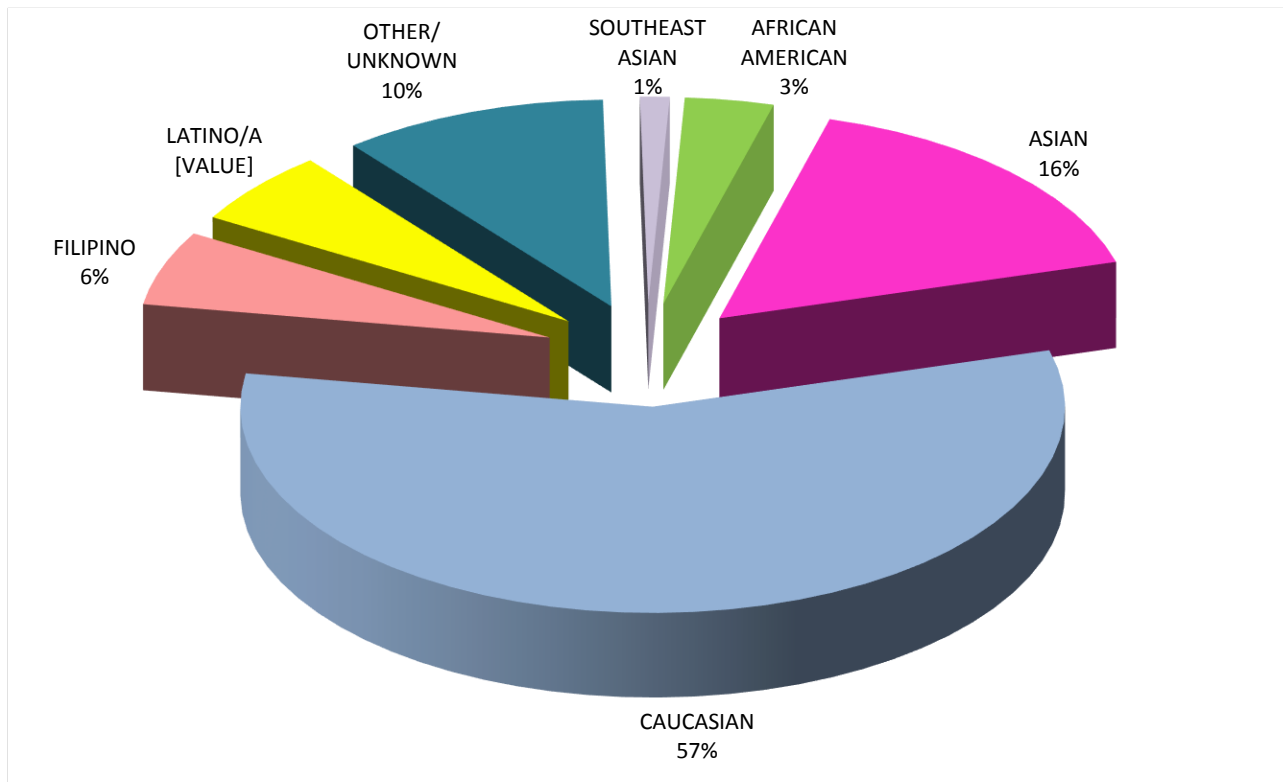
PART-TIME NEW HIRES

Fall 2016

ETHNICITY / GENDER / EEO DATA

	AFRICAN AMERICAN		ASIAN		CAUCASIAN		FILIPINO		LATINO/A		NATIVE AMERICAN		OTHER/ UNKNOWN		PACIFIC ISLANDER		SOUTHEAST ASIAN		TOTAL FILLED POSITIONS	
	#	PCT.	#	PCT.	#	PCT.	#	PCT.	#	PCT.	#	PCT.	#	PCT.	#	PCT.	#	PCT.	#	PCT.
FEMALE	1	1%	8	9%	35	41%	2	2%	1	1%	0	0%	7	8%	0	0%	1	1%	55	64%
MALE	2	2%	6	7%	14	16%	3	3%	4	5%	0	0%	2	2%	0	0%	0	0%	31	36%
TOTAL	3	3%	14	16%	49	57%	5	6%	5	6%	0	0%	9	10%	0	0%	1	1%	86	100%
DISABLED	0	0%	0	0%	1	1%	0	0%	0	0%	0	0%	1	1%	0	0%	0	0%	2	2%
GAY/LESBIAN	0	0%	0	0%	1	1%	0	0%	0	0%	0	0%	1	1%	0	0%	0	0%	2	2%
VETERAN	0	0%	0	0%	0	0%	0	0%	0	0%	0	0%	0	0%	0	0%	0	0%	0	0%

Note: Percentages may not be exact due to rounding.



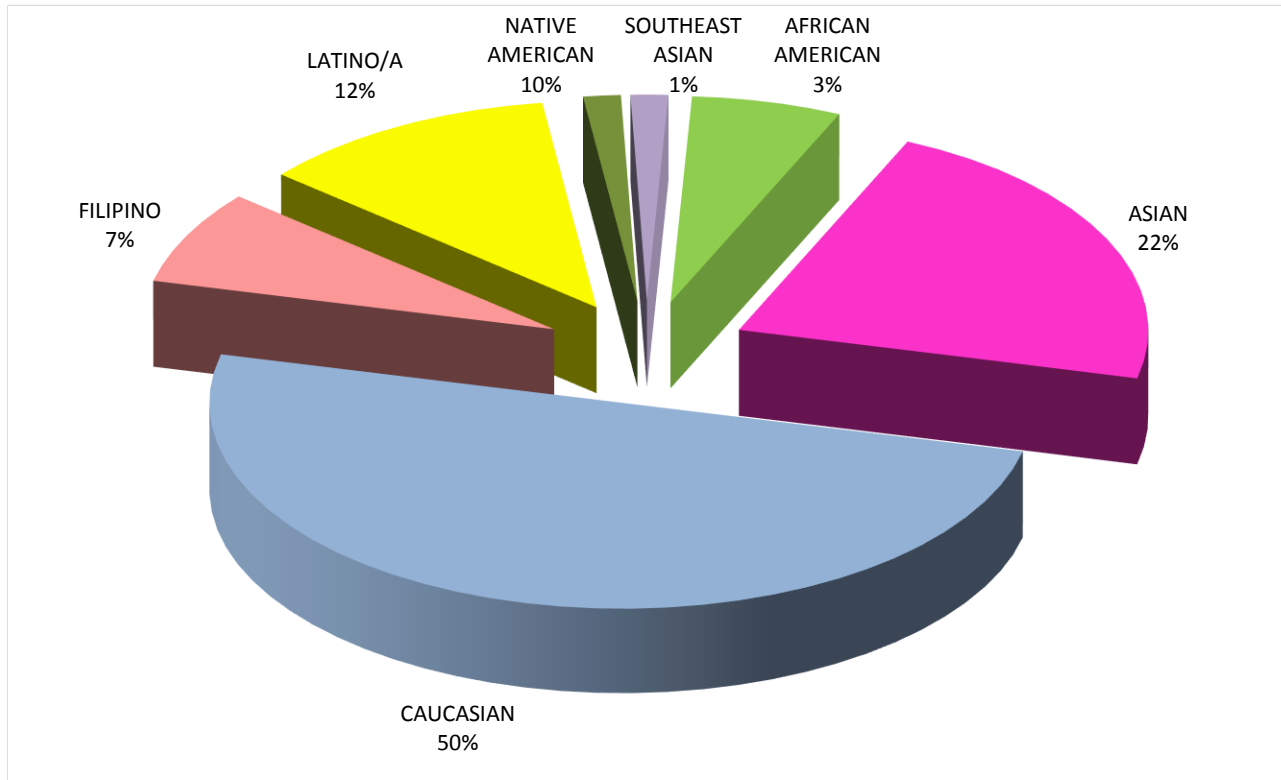
PART-TIME NEW HIRES

Spring 2017

ETHNICITY / GENDER / EEO DATA

	AFRICAN AMERICAN		ASIAN		CAUCASIAN		FILIPINO		LATINO/A		NATIVE AMERICAN		OTHER/ UNKNOWN		PACIFIC ISLANDER		SOUTHEAST ASIAN		TOTAL FILLED POSITIONS	
	#	PCT.	#	PCT.	#	PCT.	#	PCT.	#	PCT.	#	PCT.	#	PCT.	#	PCT.	#	PCT.	#	PCT.
FEMALE	1	1%	8	12%	18	26%	4	6%	4	6%	0	0%	0	0%	0	0%	1	1%	36	53%
MALE	3	4%	7	10%	16	24%	1	1%	4	6%	1	1%	0	0%	0	0%	0	0%	32	47%
TOTAL	4	6%	15	22%	34	50%	5	7%	8	12%	1	1%	0	0%	0	0%	1	1%	68	100%
DISABLED	0	0%	0	0%	0	0%	0	0%	0	0%	0	0%	1	1%	0	0%	0	0%	1	1%
GAY/LESBIAN	0	0%	0	0%	0	0%	0	0%	0	0%	0	0%	0	0%	0	0%	0	0%	0	0%
VETERAN	0	0%	0	0%	0	0%	0	0%	0	0%	0	0%	0	0%	0	0%	0	0%	0	0%

Note: Percentages may not be exact due to rounding.

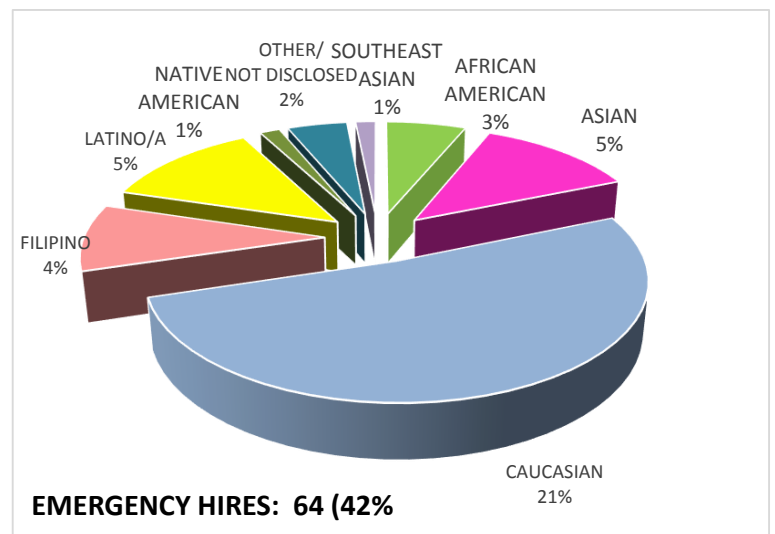
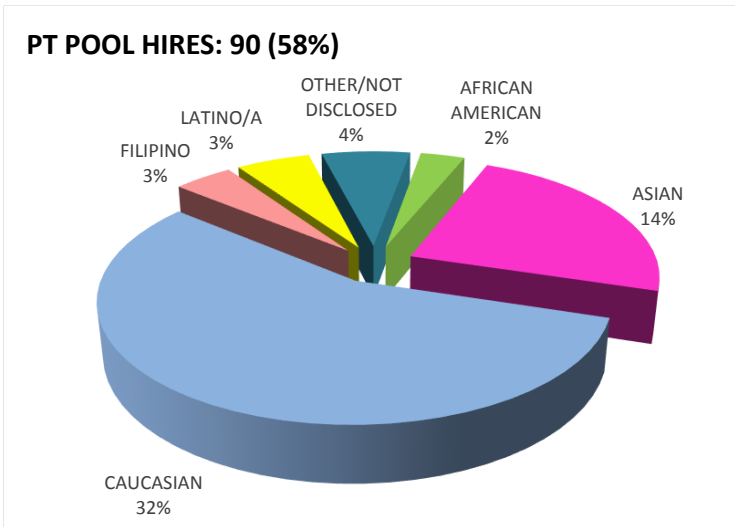
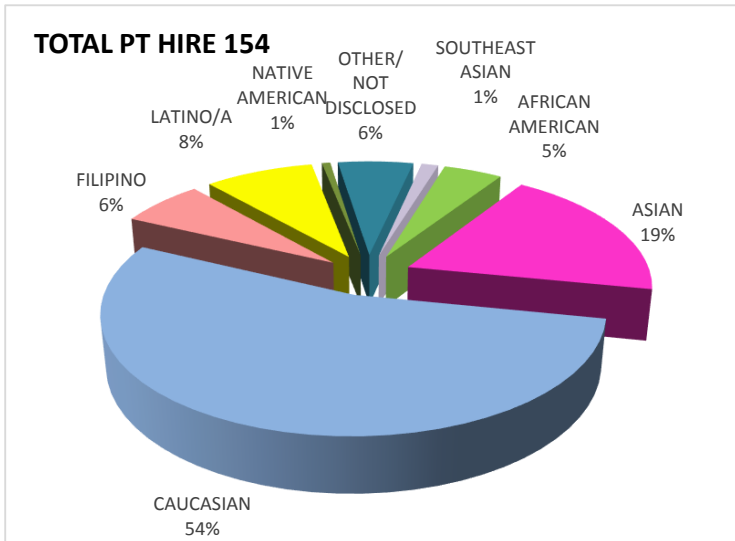


PT FACULTY HIRES

Fall 2016 - Spring 2017

	AFRICAN AMERICAN		ASIAN		CAUCASIAN		FILIPINO		LATINO/A		NATIVE AMERICAN		OTHER/ NOT DISCLOSED		PACIFIC ISLANDER		SOUTHEAST ASIAN		TOTAL FILLED POSITIONS		
	#	%	#	%	#	%	#	%	#	%	#	%	#	%	#	%	#	%	#	%	
TOTAL HIRES																					
FEMALE	2	1%	16	10%	53	34%	6	4%	5	3%	0	0%	7	5%	0	0%	2	1%	91	59%	
MALE	5	3%	13	8%	30	19%	4	3%	8	5%	1	1%	2	1%	0	0%	0	0%	63	41%	
TOTAL	7	5%	29	19%	83	54%	10	6%	13	8%	1	1%	9	6%	0	0%	2	1%	154	100%	
POOL HIRES	#	%	#	%	#	%	#	%	#	%	#	%	#	%	#	%	#	%	#	%TOT *	
FEMALE	1	1%	11	0%	33	21%	1	1%	1	1%	0	0%	5	3%	0	0%	1	1%	53	34%	
MALE	2	0%	10	0%	17	11%	3	2%	4	3%	0	0%	1	1%	0	0%	0	0%	37	24%	
TOTAL	3	2%	21	14%	50	32%	4	3%	5	3%	0	0%	6	4%	0	0%	1	1%	90	58%	
EMERG. HIRES	#	%	#	%	#	%	#	%	#	%	#	%	#	%	#	%	#	%	#	%TOT *	
FEMALE	1	1%	5	3%	20	13%	5	3%	4	3%	0	0%	2	1%	0	0%	1	1%	38	25%	
MALE	3	2%	3	2%	13	8%	1	1%	4	3%	1	1%	1	1%	0	0%	0	0%	26	17%	
TOTAL	4	3%	8	5%	33	21%	6	4%	8	5%	1	1%	3	2%	0	0%	1	1%	64	42%	

Note: Percentages may not be exact due to rounding.



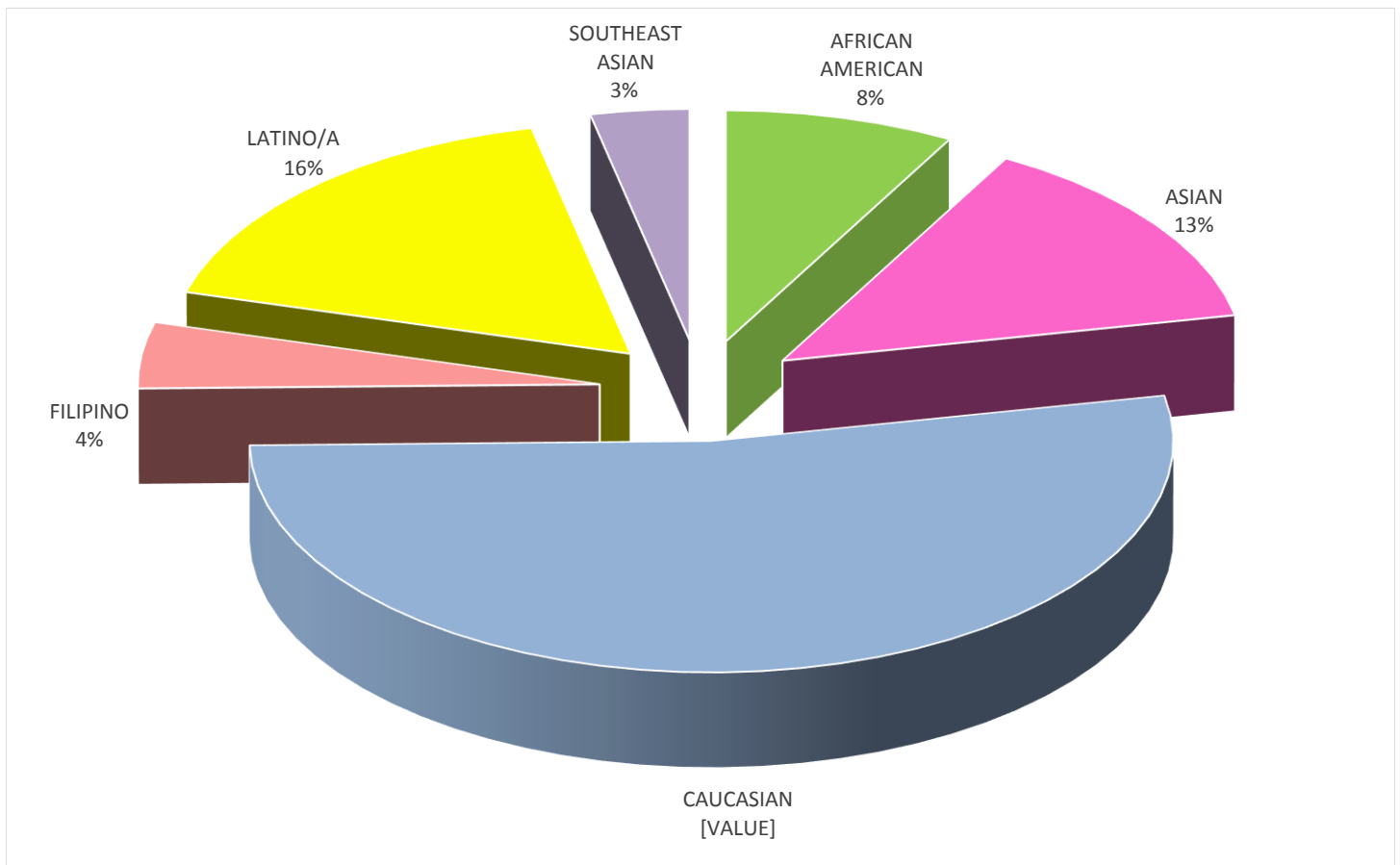
PART-TIME NEW HIRES

Fall 2017

ETHNICITY / GENDER / EEO DATA

	AFRICAN AMERICAN		ASIAN		CAUCASIAN		FILIPINO		LATINO/A		NATIVE AMERICAN		OTHER/ UNKNOWN		PACIFIC ISLANDER		SOUTHEAST ASIAN		TOTAL FILLED POSITIONS	
	#	PCT.	#	PCT.	#	PCT.	#	PCT.	#	PCT.	#	PCT.	#	PCT.	#	PCT.	#	PCT.	#	PCT.
FEMALE	4	4%	10	11%	32	35%	3	3%	11	12%	0	0%	2	2%	2	2%	3	3%	67	73%
MALE	3	3%	2	2%	14	15%	1	1%	4	4%	0	0%	1	1%	0	0%	0	0%	25	27%
TOTAL	7	8%	12	13%	46	50%	4	4%	15	16%	0	0%	3	3%	2	2%	3	3%	92	100%
DISABLED	0	0%	0	0%	2	2%	0	0%	0	0%	0	0%	1	1%	0	0%	0	0%	0	0%
GAY/LESBIAN	0	0%	1	1%	2	2%	0	0%	0	0%	0	0%	0	0%	0	0%	0	0%	3	3%
VETERAN	0	0%	0	0%	0	0%	0	0%	0	0%	0	0%	0	0%	0	0%	0	0%	0	0%

Note: Percentages may not be exact due to rounding.

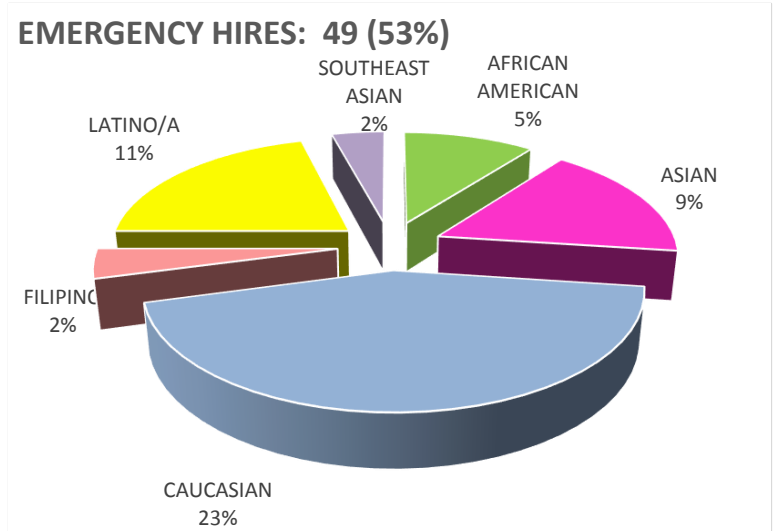
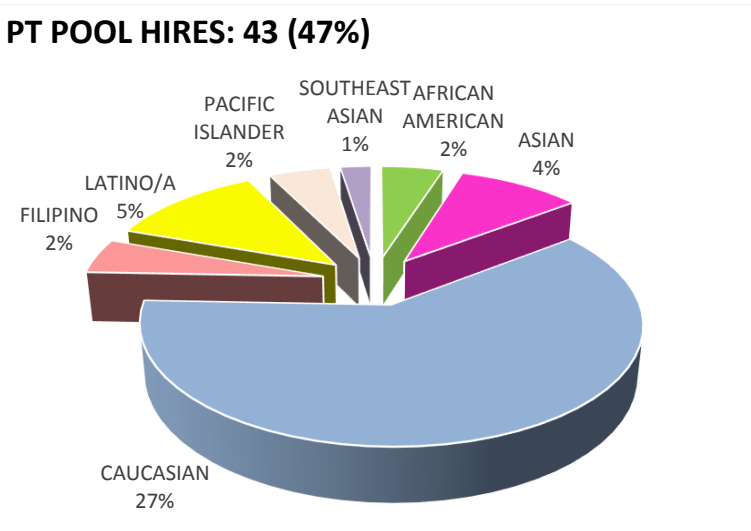
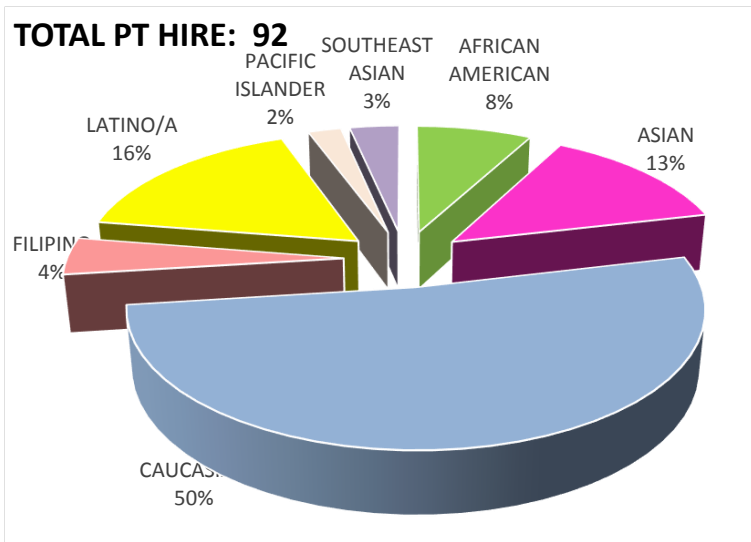


PT FACULTY HIRES

Fall 2017

	AFRICAN AMERICAN		ASIAN		CAUCASIAN		FILIPINO		LATINO/A		NATIVE AMERICAN		OTHER/ NOT DISCLOSED		PACIFIC ISLANDER		SOUTHEAST ASIAN		TOTAL FILLED POSITIONS		
	#	%	#	%	#	%	#	%	#	%	#	%	#	%	#	%	#	%	#	%	
TOTAL HIRES																					
FEMALE	4	4%	10	11%	32	35%	3	3%	11	12%	0	0%	2	2%	2	2%	3	3%	67	73%	
MALE	3	3%	2	2%	14	15%	1	1%	4	4%	0	0%	1	1%	0	0%	0	0%	25	27%	
TOTAL	7	8%	12	13%	46	50%	4	4%	15	16%	0	0%	3	3%	2	2%	3	3%	92	100%	
POOL HIRES	#	%	#	%	#	%	#	%	#	%	#	%	#	%	#	%	#	%	#	%TOT *	
FEMALE	2	2%	3	0%	19	21%	2	2%	4	4%	0	0%	1	1%	2	2%	1	1%	34	37%	
MALE	0	0%	1	0%	6	7%	0	0%	1	1%	0	0%	1	1%	0	0%	0	0%	9	10%	
TOTAL	2	2%	4	4%	25	27%	2	2%	5	5%	0	0%	2	2%	2	2%	1	1%	43	47%	
EMERG. HIRES	#	%	#	%	#	%	#	%	#	%	#	%	#	%	#	%	#	%	#	%TOT *	
FEMALE	2	2%	7	8%	13	14%	1	1%	7	8%	0	0%	1	1%	0	0%	2	2%	33	36%	
MALE	3	3%	1	1%	8	9%	1	1%	3	3%	0	0%	0	0%	0	0%	0	0%	16	17%	
TOTAL	5	5%	8	9%	21	23%	2	2%	10	11%	0	0%	1	1%	0	0%	2	2%	49	53%	

Note: Percentages may not be exact due to rounding.



CLASSIFIED
NEW HIRES &
POSITION MOVEMENT

Fall 2016 - Spring 2017
& Fall 2017

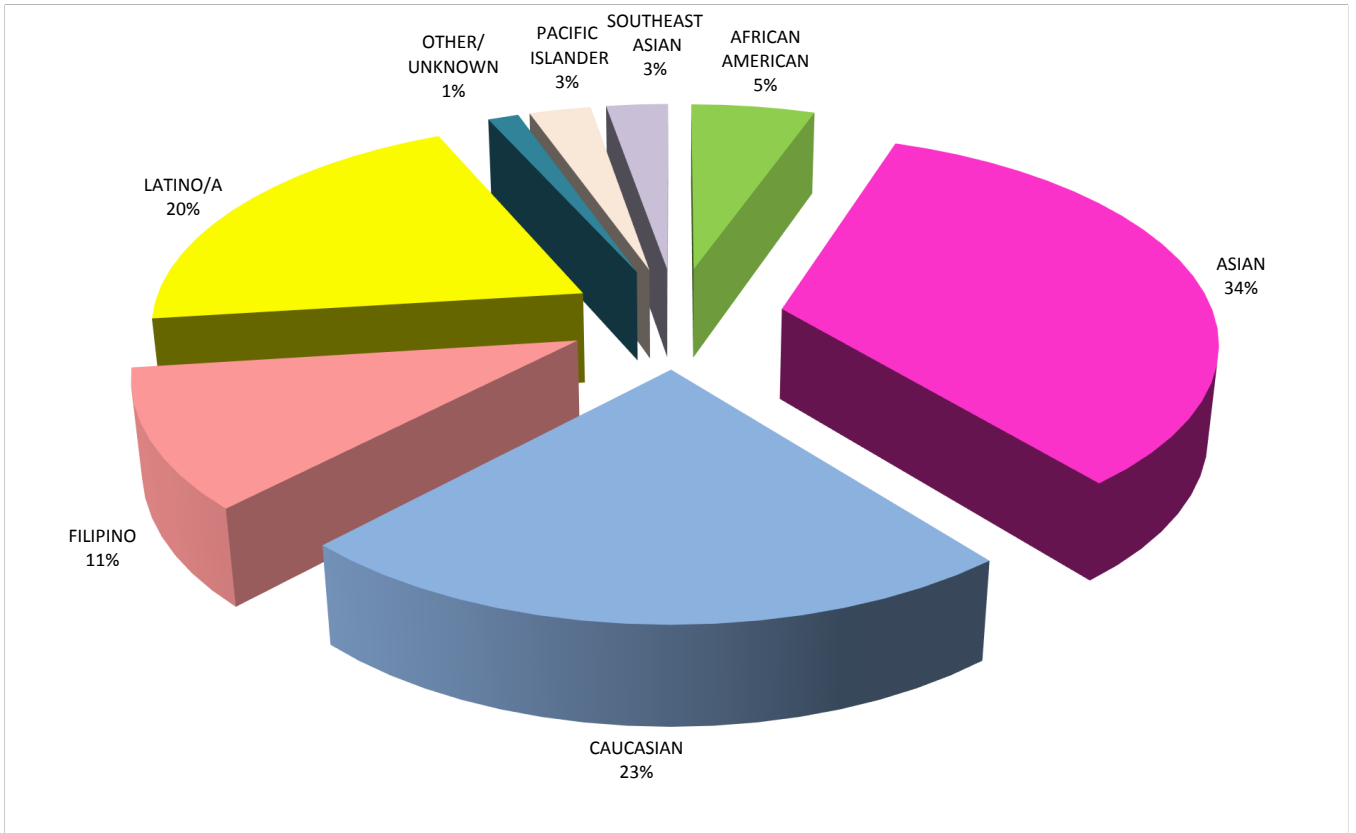
(Pages 19 – 30)

CLASSIFIED NEW HIRES Fall 2016-Spring 2017

ETHNIC / GENDER / EEO DATA

	AFRICAN AMERICAN		ASIAN		CAUCASIAN		FILIPINO		LATINO/A		NATIVE AMERICAN		OTHER/ UNKNOWN		PACIFIC ISLANDER		SOUTHEAST ASIAN		TOTAL FILLED POSITIONS	
	#	PCT.	#	PCT.	#	PCT.	#	PCT.	#	PCT.	#	PCT.	#	PCT.	#	PCT.	#	PCT.	#	PCT.
FEMALE	1	1%	20	27%	8	11%	4	5%	6	8%	0	0%	0	0%	1	1%	0	0%	40	54%
MALE	3	4%	5	7%	9	12%	4	5%	9	12%	0	0%	1	1%	1	1%	2	3%	34	46%
TOTAL	4	5%	25	34%	17	23%	8	11%	15	20%	0	0%	1	1%	2	3%	2	3%	74	100%
DISABLED	0	0%	0	0%	0	0%	0	0%	0	0%	0	0%	0	0%	0	0%	0	0%	0	0%
VETERAN	0	0%	0	0%	0	0%	0	0%	0	0%	0	0%	0	0%	0	0%	0	0%	0	0%
GAY/LESBIAN	0	0%	0	0%	2	3%	1	1%	2	3%	0	0%	0	0%	0	0%	0	0%	5	7%

Note: Percentage may not be exact due to rounding.

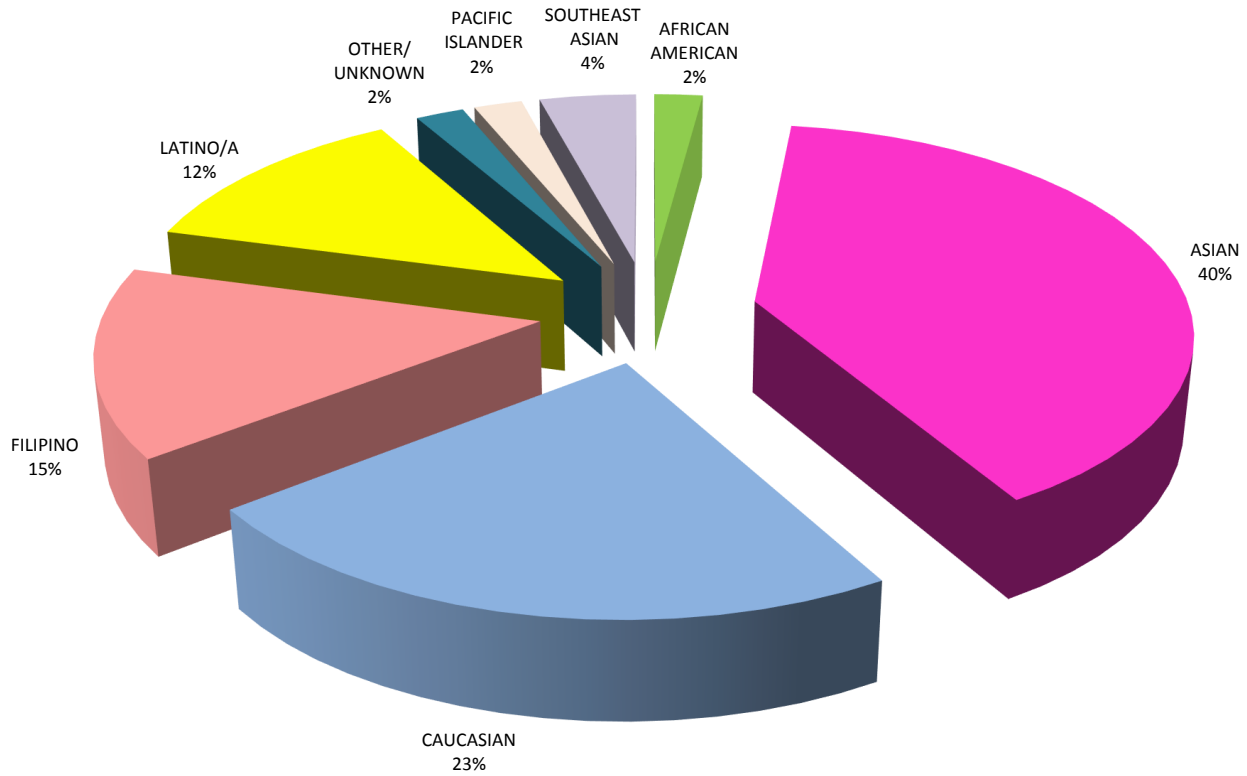


**CLASSIFIED NEW HIRES
FULL TIME
Fall 2016-Spring 2017**

ETHNIC / GENDER /EEO DATA

	AFRICAN AMERICAN		ASIAN		CAUCASIAN		FILIPINO		LATINO/A		NATIVE AMERICAN		OTHER/ UNKNOWN		PACIFIC ISLANDER		SOUTHEAST ASIAN		TOTAL FILLED POSITIONS	
	#	PCT.	#	PCT.	#	PCT.	#	PCT.	#	PCT.	#	PCT.	#	PCT.	#	PCT.	#	PCT.	#	PCT.
FEMALE	0	0%	15	31%	4	8%	3	6%	2	4%	0	0%	0	0%	1	2%	0	0%	25	52%
MALE	1	2%	4	8%	7	15%	4	8%	4	8%	0	0%	1	2%	0	0%	2	4%	23	48%
TOTAL	1	2%	19	40%	11	23%	7	15%	6	13%	0	0%	1	2%	1	2%	2	4%	48	100%
DISABLED	0	0%	0	0%	0	0%	0	0%	0	0%	0	0%	0	0%	0	0%	0	0%	0	0%
VETERAN	0	0%	0	0%	0	0%	0	0%	0	0%	0	0%	0	0%	0	0%	0	0%	0	0%
GAY/LESBIAN	0	0%	0	0%	2	4%	1	2%	2	4%	0	0%	0	0%	0	0%	0	0%	5	10%

Note: Percentage may not be exact due to rounding.

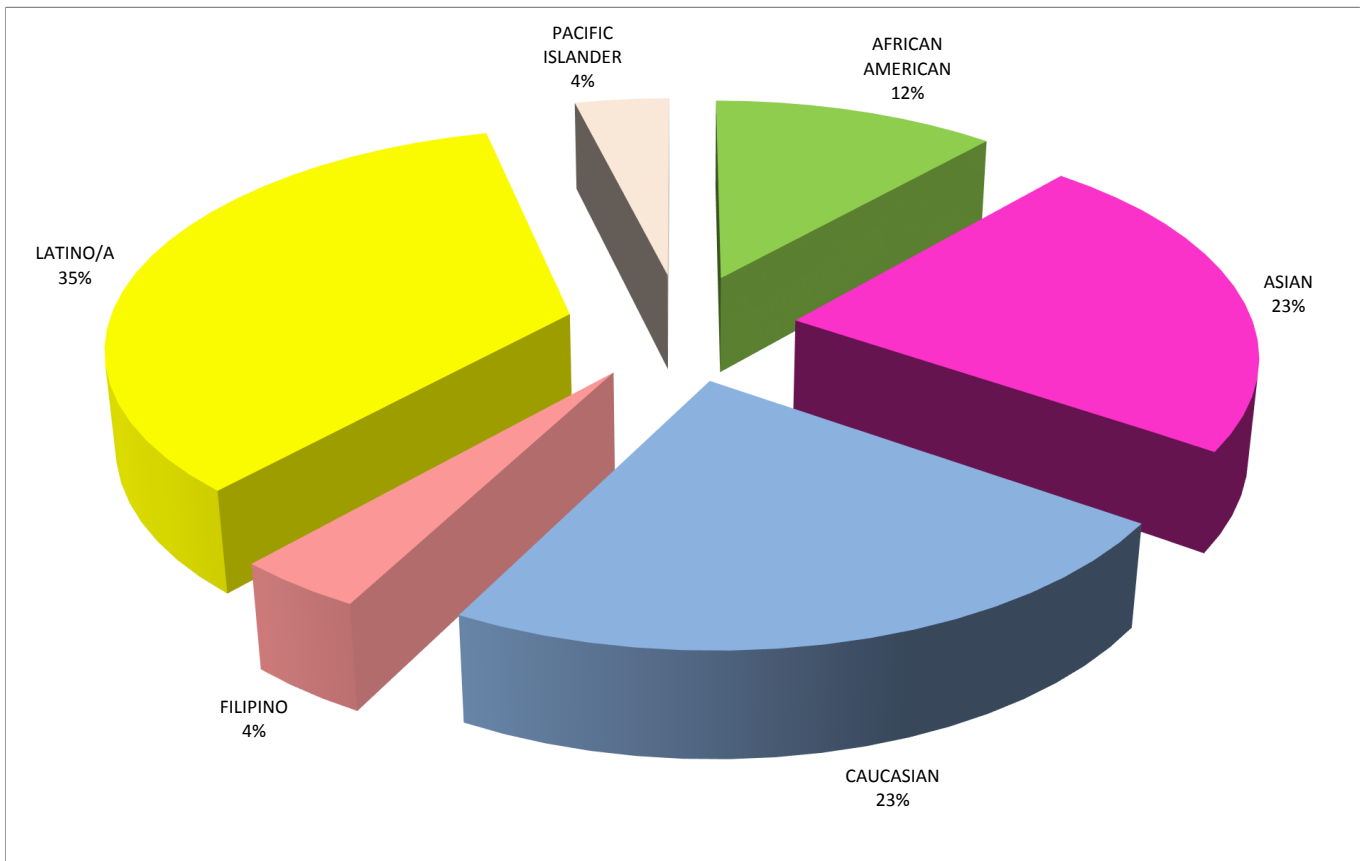


**CLASSIFIED NEW HIRES
PART TIME
Fall 2016-Spring 2017**

ETHNIC / GENDER /EEO DATA

	AFRICAN AMERICAN		ASIAN		CAUCASIAN		FILIPINO		LATINO/A		NATIVE AMERICAN		OTHER/ UNKNOWN		PACIFIC ISLANDER		SOUTHEAST ASIAN		TOTAL FILLED POSITIONS	
	#	PCT.	#	PCT.	#	PCT.	#	PCT.	#	PCT.	#	PCT.	#	PCT.	#	PCT.	#	PCT.	#	PCT.
FEMALE	1	4%	5	19%	4	15%	1	4%	4	15%	0	0%	0	0%	0	0%	0	0%	15	58%
MALE	2	8%	1	4%	2	8%	0	0%	5	19%	0	0%	0	0%	1	4%	0	0%	11	42%
TOTAL	3	12%	6	23%	6	23%	1	4%	9	35%	0	0%	0	0%	1	4%	0	0%	26	100%
DISABLED	0	0%	0	0%	0	0%	0	0%	0	0%	0	0%	0	0%	0	0%	0	0%	0	0%
VETERAN	0	0%	0	0%	0	0%	0	0%	0	0%	0	0%	0	0%	0	0%	0	0%	0	0%
GAY/LESBIAN	0	0%	0	0%	0	0%	0	0%	0	0%	0	0%	0	0%	0	0%	0	0%	0	0%

Note: Percentage may not be exact due to rounding.

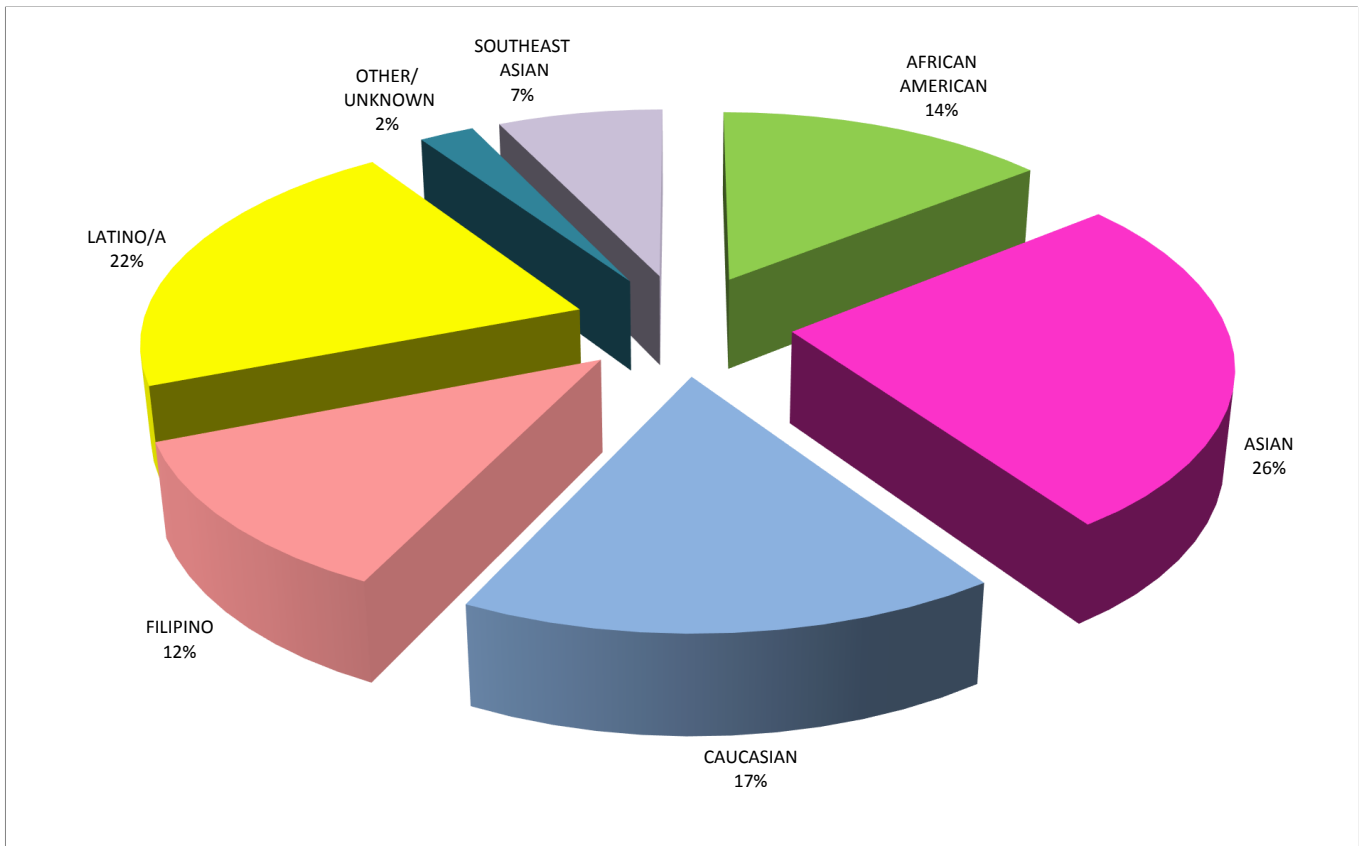


CLASSIFIED POSITION MOVEMENT Fall 2016-Spring 2017

ETHNIC / GENDER /EEO DATA

	AFRICAN AMERICAN		ASIAN		CAUCASIAN		FILIPINO		LATINO/A		NATIVE AMERICAN		OTHER/ UNKNOWN		PACIFIC ISLANDER		SOUTHEAST ASIAN		TOTAL FILLED POSITIONS	
	#	PCT.	#	PCT.	#	PCT.	#	PCT.	#	PCT.	#	PCT.	#	PCT.	#	PCT.	#	PCT.	#	PCT.
FEMALE	4	10%	6	14%	6	14%	3	7%	2	5%	0	0%	1	2%	0	0%	3	7%	25	60%
MALE	2	5%	5	12%	1	2%	2	5%	7	17%	0	0%	0	0%	0	0%	0	0%	17	40%
TOTAL	6	14%	11	26%	7	17%	5	12%	9	21%	0	0%	1	2%	0	0%	3	7%	42	100%
DISABLED	1	2%	0	0%	1	2%	0	0%	0	0%	0	0%	0	0%	0	0%	0	0%	2	5%
VETERAN	0	0%	0	0%	0	0%	0	0%	0	0%	0	0%	0	0%	0	0%	0	0%	0	0%
GAY/LESBIAN	1	2%	2	5%	1	2%	1	2%	3	7%	0	0%	0	0%	0	0%	0	0%	8	19%

Note: Percentage may not be exact due to rounding.

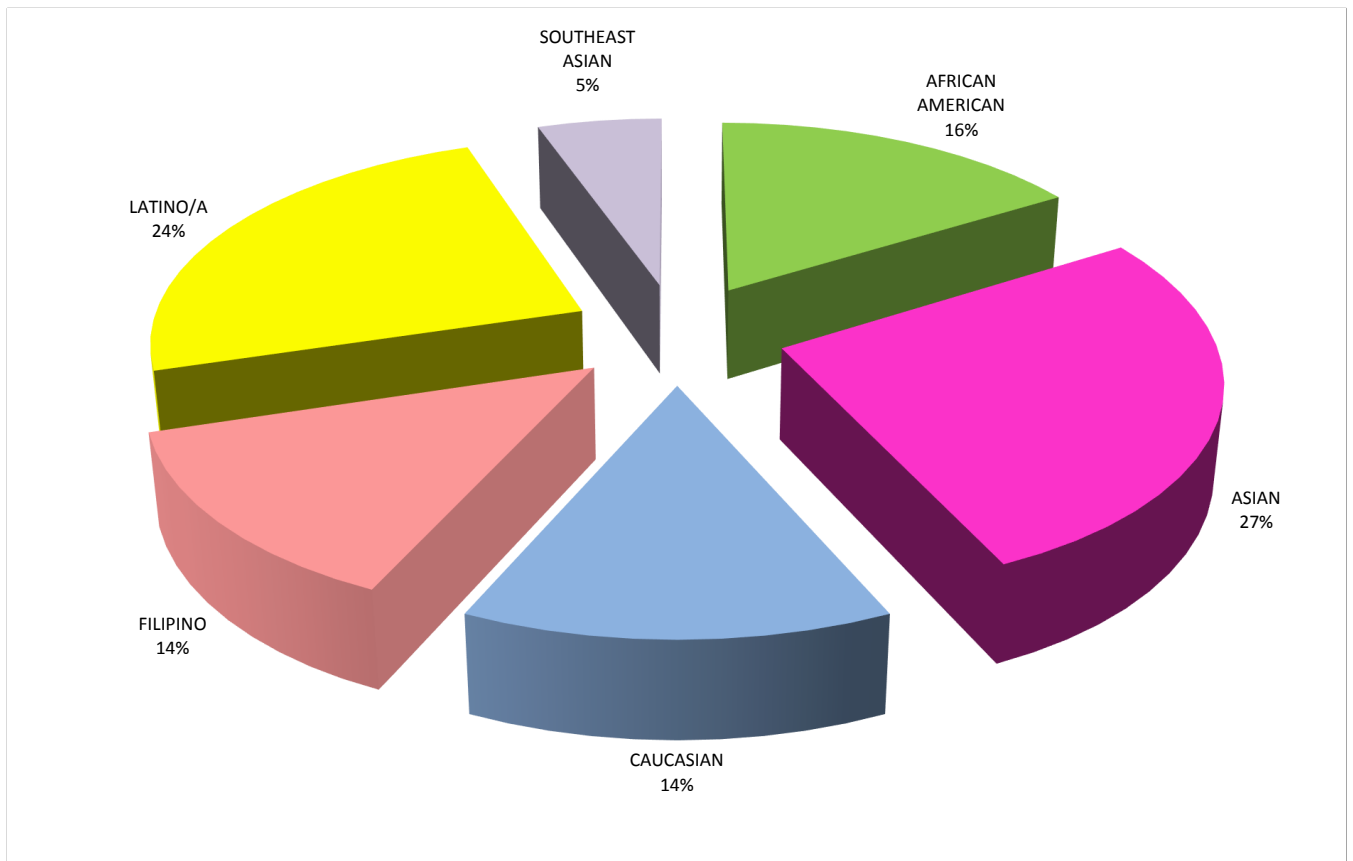


**CLASSIFIED POSITION MOVEMENT
FULL TIME
Fall 2016-Spring 2017**

ETHNIC / GENDER /EEO DATA

	AFRICAN AMERICAN		ASIAN		CAUCASIAN		FILIPINO		LATINO/A		NATIVE AMERICAN		OTHER/ UNKNOWN		PACIFIC ISLANDER		SOUTHEAST ASIAN		TOTAL FILLED POSITIONS	
	#	PCT.	#	PCT.	#	PCT.	#	PCT.	#	PCT.	#	PCT.	#	PCT.	#	PCT.	#	PCT.	#	PCT.
FEMALE	4	11%	5	14%	4	11%	3	8%	2	5%	0	0%	0	0%	0	0%	2	5%	20	54%
MALE	2	5%	5	14%	1	3%	2	5%	7	19%	0	0%	0	0%	0	0%	0	0%	17	46%
TOTAL	6	16%	10	27%	5	14%	5	14%	9	24%	0	0%	0	0%	0	0%	2	5%	37	100%
DISABLED	1	3%	0	0%	0	0%	0	0%	0	0%	0	0%	0	0%	0	0%	0	0%	1	3%
VETERAN	0	0%	0	0%	0	0%	0	0%	0	0%	0	0%	0	0%	0	0%	0	0%	0	0%
GAY/LESBIAN	1	3%	2	5%	1	3%	1	3%	3	8%	0	0%	0	0%	0	0%	0	0%	8	22%

Note: Percentage may not be exact due to rounding.

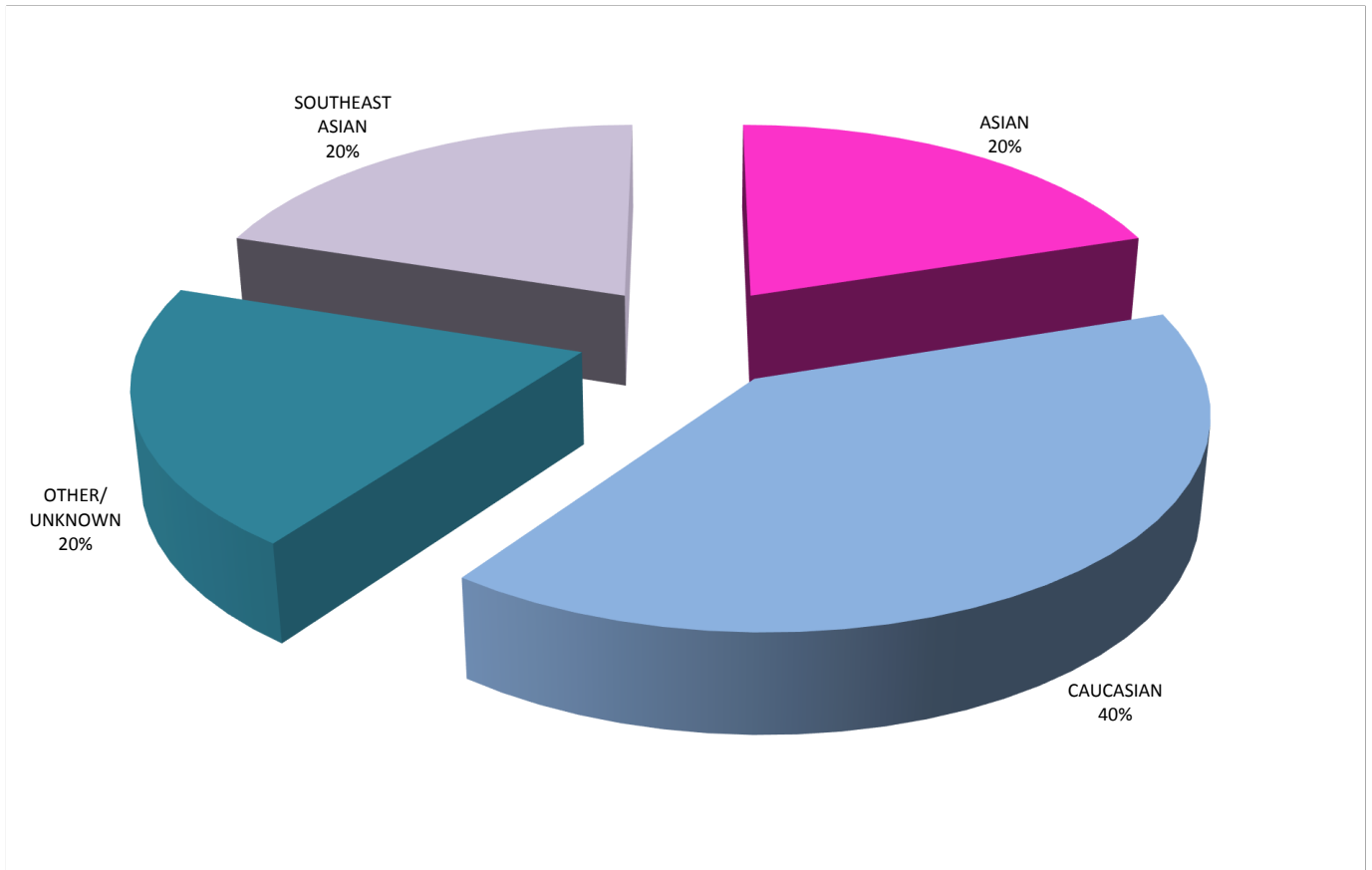


**CLASSIFIED POSITION MOVEMENT
PART TIME
Fall 2016-Spring 2017**

ETHNIC / GENDER / EEO DATA

	AFRICAN AMERICAN		ASIAN		CAUCASIAN		FILIPINO		LATINO/A		NATIVE AMERICAN		OTHER/ UNKNOWN		PACIFIC ISLANDER		SOUTHEAST ASIAN		TOTAL FILLED POSITIONS	
	#	PCT.	#	PCT.	#	PCT.	#	PCT.	#	PCT.	#	PCT.	#	PCT.	#	PCT.	#	PCT.	#	PCT.
FEMALE	0	0%	1	20%	2	40%	0	0%	0	0%	0	0%	1	20%	0	0%	1	20%	5	100%
MALE	0	0%	0	0%	0	0%	0	0%	0	0%	0	0%	0	0%	0	0%	0	0%	0	0%
TOTAL	0	0%	1	20%	2	40%	0	0%	0	0%	0	0%	1	20%	0	0%	1	20%	5	100%
DISABLED	0	0%	0	0%	1	20%	0	0%	0	0%	0	0%	0	0%	0	0%	0	0%	1	20%
VETERAN	0	0%	0	0%	0	0%	0	0%	0	0%	0	0%	0	0%	0	0%	0	0%	0	0%
GAY/LESBIAN	0	0%	0	0%	0	0%	0	0%	0	0%	0	0%	0	0%	0	0%	0	0%	0	0%

Note: Percentage may not be exact due to rounding.

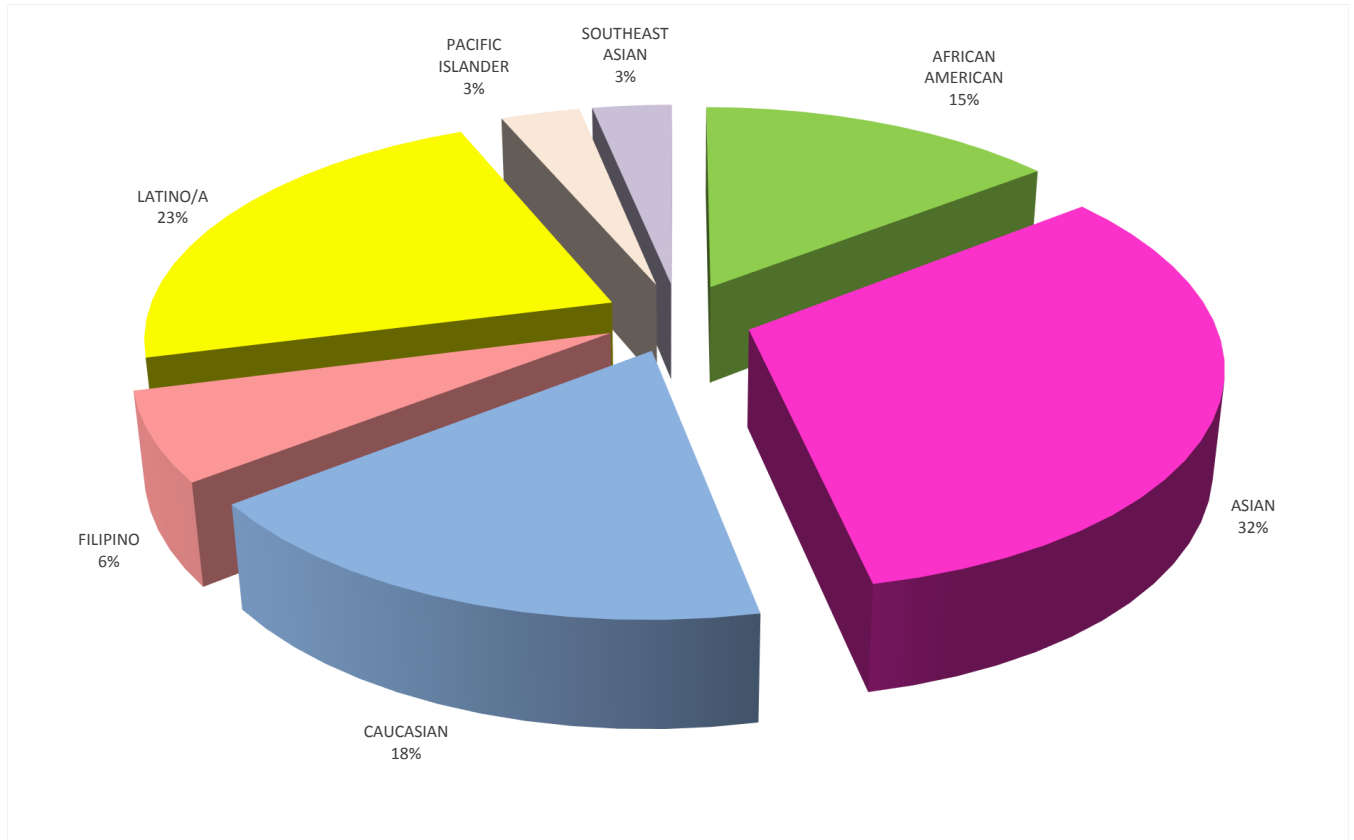


CLASSIFIED NEW HIRES Fall 2017

ETHNIC / GENDER /EEO DATA

	AFRICAN AMERICAN		ASIAN		CAUCASIAN		FILIPINO		LATINO/A		NATIVE AMERICAN		OTHER/ UNKNOWN		PACIFIC ISLANDER		SOUTHEAST ASIAN		TOTAL FILLED POSITIONS	
	#	PCT.	#	PCT.	#	PCT.	#	PCT.	#	PCT.	#	PCT.	#	PCT.	#	PCT.	#	PCT.	#	PCT.
FEMALE	5	8%	16	26%	5	8%	1	2%	9	15%	0	0%	0	0%	2	3%	1	2%	39	63%
MALE	4	6%	4	6%	6	10%	3	5%	5	8%	0	0%	0	0%	0	0%	1	2%	23	37%
TOTAL	9	15%	20	32%	11	18%	4	6%	14	23%	0	0%	0	0%	2	3%	2	3%	62	100%
DISABLED	0	0%	0	0%	0	0%	0	0%	0	0%	0	0%	0	0%	0	0%	0	0%	0	0%
VETERAN	0	0%	0	0%	0	0%	0	0%	0	0%	0	0%	0	0%	0	0%	0	0%	0	0%
GAY/LESBIAN	0	0%	1	2%	1	2%	0	0%	2	3%	0	0%	0	0%	0	0%	0	0%	4	6%

Note: Percentage may not be exact due to rounding.

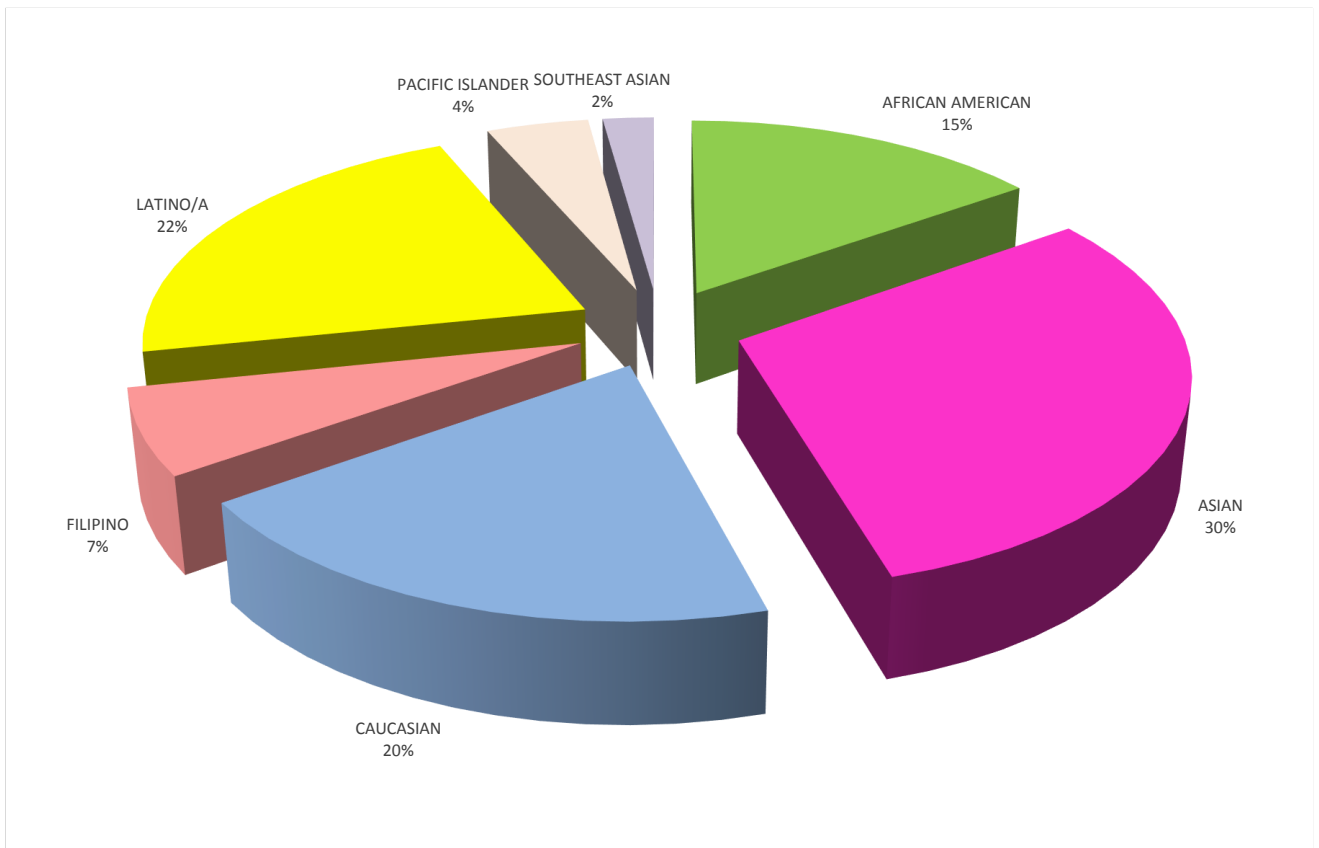


**CLASSIFIED NEW HIRES
FULL TIME
Fall 2017**

ETHNIC / GENDER / EEO DATA

	AFRICAN AMERICAN		ASIAN		CAUCASIAN		FILIPINO		LATINO/A		NATIVE AMERICAN		OTHER/ UNKNOWN		PACIFIC ISLANDER		SOUTHEAST ASIAN		TOTAL FILLED POSITIONS	
	#	PCT.	#	PCT.	#	PCT.	#	PCT.	#	PCT.	#	PCT.	#	PCT.	#	PCT.	#	PCT.	#	PCT.
FEMALE	4	9%	11	24%	4	9%	1	2%	5	11%	0	0%	0	0%	2	4%	1	2%	28	61%
MALE	3	7%	3	7%	5	11%	2	4%	5	11%	0	0%	0	0%	0	0%	0	0%	18	39%
TOTAL	7	15%	14	30%	9	20%	3	7%	10	22%	0	0%	0	0%	2	4%	1	2%	46	100%
DISABLED	0	0%	0	0%	0	0%	0	0%	0	0%	0	0%	0	0%	0	0%	0	0%	0	0%
VETERAN	0	0%	0	0%	0	0%	0	0%	0	0%	0	0%	0	0%	0	0%	0	0%	0	0%
GAY/LESBIAN	0	0%	1	2%	1	2%	0	0%	2	4%	0	0%	0	0%	0	0%	0	0%	4	9%

Note: Percentage may not be exact due to rounding.

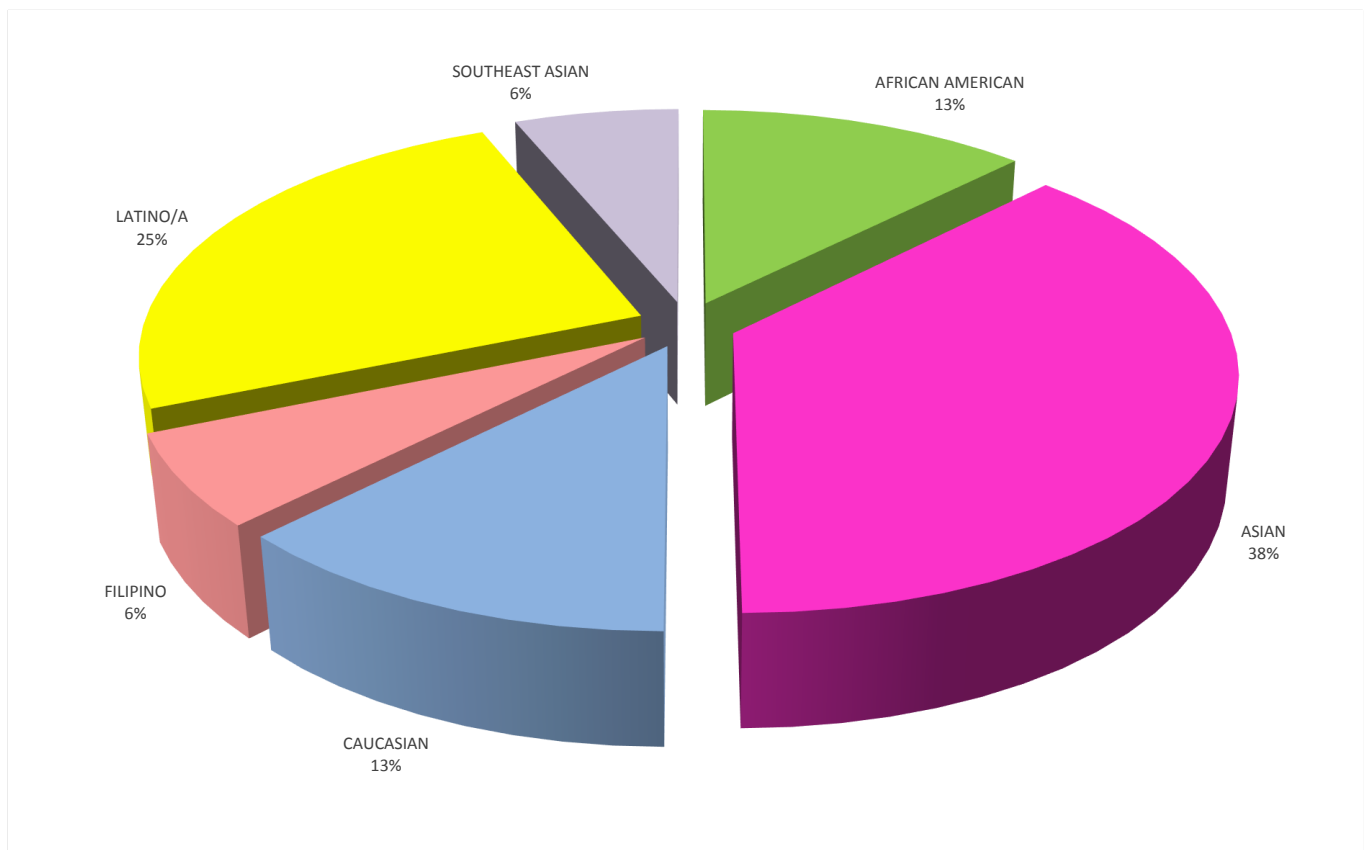


**CLASSIFIED NEW HIRES
PART TIME
Fall 2017**

ETHNIC / GENDER / EEO DATA

	AFRICAN AMERICAN		ASIAN		CAUCASIAN		FILIPINO		LATINO/A		NATIVE AMERICAN		OTHER/ UNKNOWN		PACIFIC ISLANDER		SOUTHEAST ASIAN		TOTAL FILLED POSITIONS	
	#	PCT.	#	PCT.	#	PCT.	#	PCT.	#	PCT.	#	PCT.	#	PCT.	#	PCT.	#	PCT.	#	PCT.
FEMALE	1	6%	5	31%	1	6%	0	0%	4	25%	0	0%	0	0%	0	0%	0	0%	11	69%
MALE	1	6%	1	6%	1	6%	1	6%	0	0%	0	0%	0	0%	0	0%	1	6%	5	31%
TOTAL	2	13%	6	38%	2	13%	1	6%	4	25%	0	0%	0	0%	0	0%	1	6%	16	100%
DISABLED	0	0%	0	0%	0	0%	0	0%	0	0%	0	0%	0	0%	0	0%	0	0%	0	0%
VETERAN	0	0%	0	0%	0	0%	0	0%	0	0%	0	0%	0	0%	0	0%	0	0%	0	0%
GAY/LESBIAN	0	0%	0	0%	0	0%	0	0%	0	0%	0	0%	0	0%	0	0%	0	0%	0	0%

Note: Percentage may not be exact due to rounding.

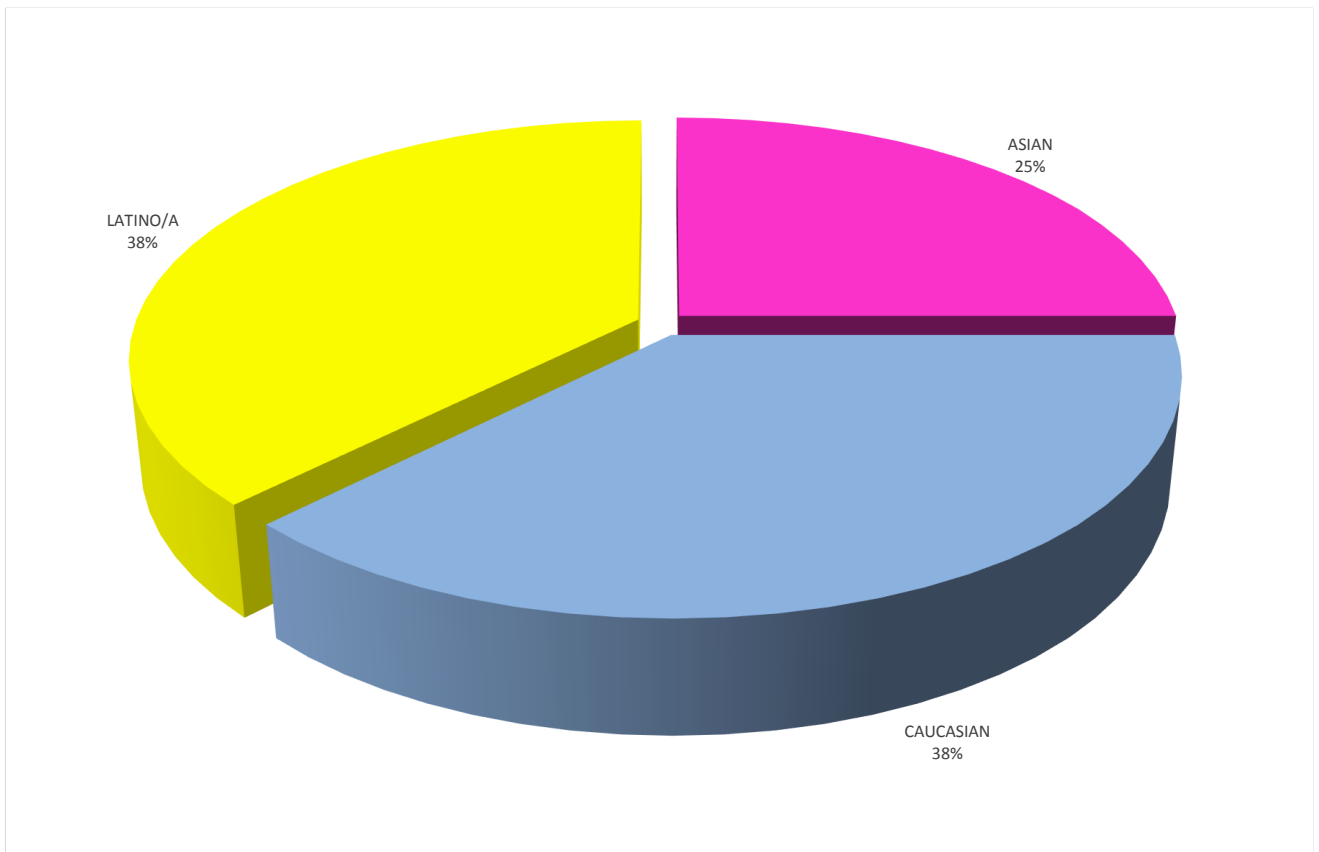


CLASSIFIED POSITION MOVEMENT Fall 2017

ETHNIC / GENDER / EEO DATA

	AFRICAN AMERICAN		ASIAN		CAUCASIAN		FILIPINO		LATINO/A		NATIVE AMERICAN		OTHER/ UNKNOWN		PACIFIC ISLANDER		SOUTHEAST ASIAN		TOTAL FILLED POSITIONS	
	#	PCT.	#	PCT.	#	PCT.	#	PCT.	#	PCT.	#	PCT.	#	PCT.	#	PCT.	#	PCT.	#	PCT.
FEMALE	0	0%	2	25%	2	25%	0	0%	0	0%	0	0%	0	0%	0	0%	0	0%	4	50%
MALE	0	0%	0	0%	1	13%	0	0%	3	38%	0	0%	0	0%	0	0%	0	0%	4	50%
TOTAL	0	0%	2	25%	3	38%	0	0%	3	38%	0	0%	0	0%	0	0%	0	0%	8	100%
DISABLED	0	0%	0	0%	0	0%	0	0%	0	0%	0	0%	0	0%	0	0%	0	0%	0	0%
VETERAN	0	0%	0	0%	0	0%	0	0%	0	0%	0	0%	0	0%	0	0%	0	0%	0	0%
GAY/LESBIAN	0	0%	0	0%	1	13%	0	0%	1	13%	0	0%	0	0%	0	0%	0	0%	2	25%

Note: Percentage may not be exact due to rounding.

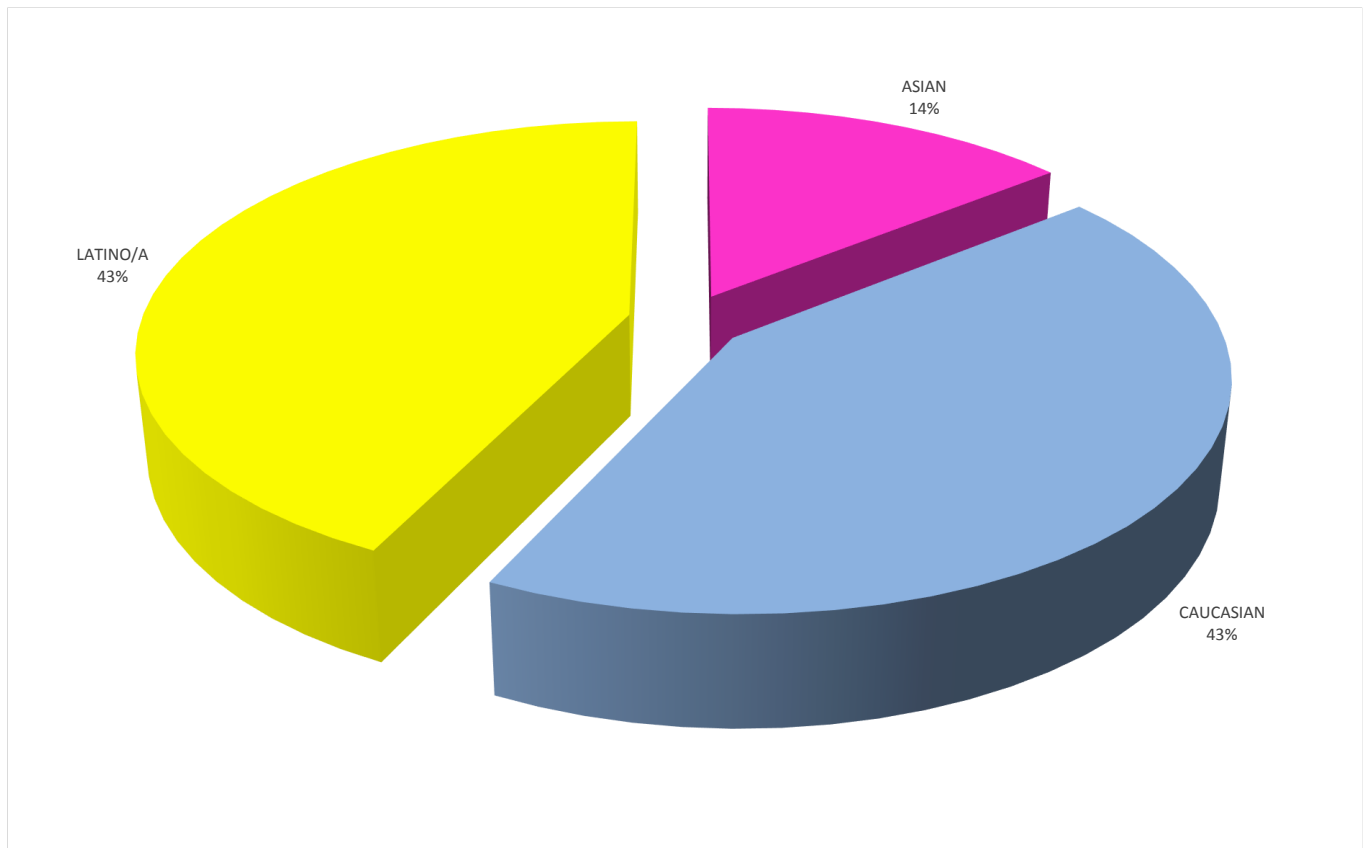


**CLASSIFIED POSITION MOVEMENT
FULL TIME
Fall 2017**

ETHNIC / GENDER / EEO DATA

	AFRICAN AMERICAN		ASIAN		CAUCASIAN		FILIPINO		LATINO/A		NATIVE AMERICAN		OTHER/ UNKNOWN		PACIFIC ISLANDER		SOUTHEAST ASIAN		TOTAL FILLED POSITIONS	
	#	PCT.	#	PCT.	#	PCT.	#	PCT.	#	PCT.	#	PCT.	#	PCT.	#	PCT.	#	PCT.	#	PCT.
FEMALE	0	0%	1	14%	2	29%	0	0%	0	0%	0	0%	0	0%	0	0%	0	0%	3	43%
MALE	0	0%	0	0%	1	14%	0	0%	3	43%	0	0%	0	0%	0	0%	0	0%	4	57%
TOTAL	0	0%	1	14%	3	43%	0	0%	3	43%	0	0%	0	0%	0	0%	0	0%	7	100%
DISABLED	0	0%	0	0%	0	0%	0	0%	0	0%	0	0%	0	0%	0	0%	0	0%	0	0%
VETERAN	0	0%	0	0%	0	0%	0	0%	0	0%	0	0%	0	0%	0	0%	0	0%	0	0%
GAY/LESBIAN	0	0%	0	0%	1	14%	0	0%	1	14%	0	0%	0	0%	0	0%	0	0%	2	29%

Note: Percentage may not be exact due to rounding.

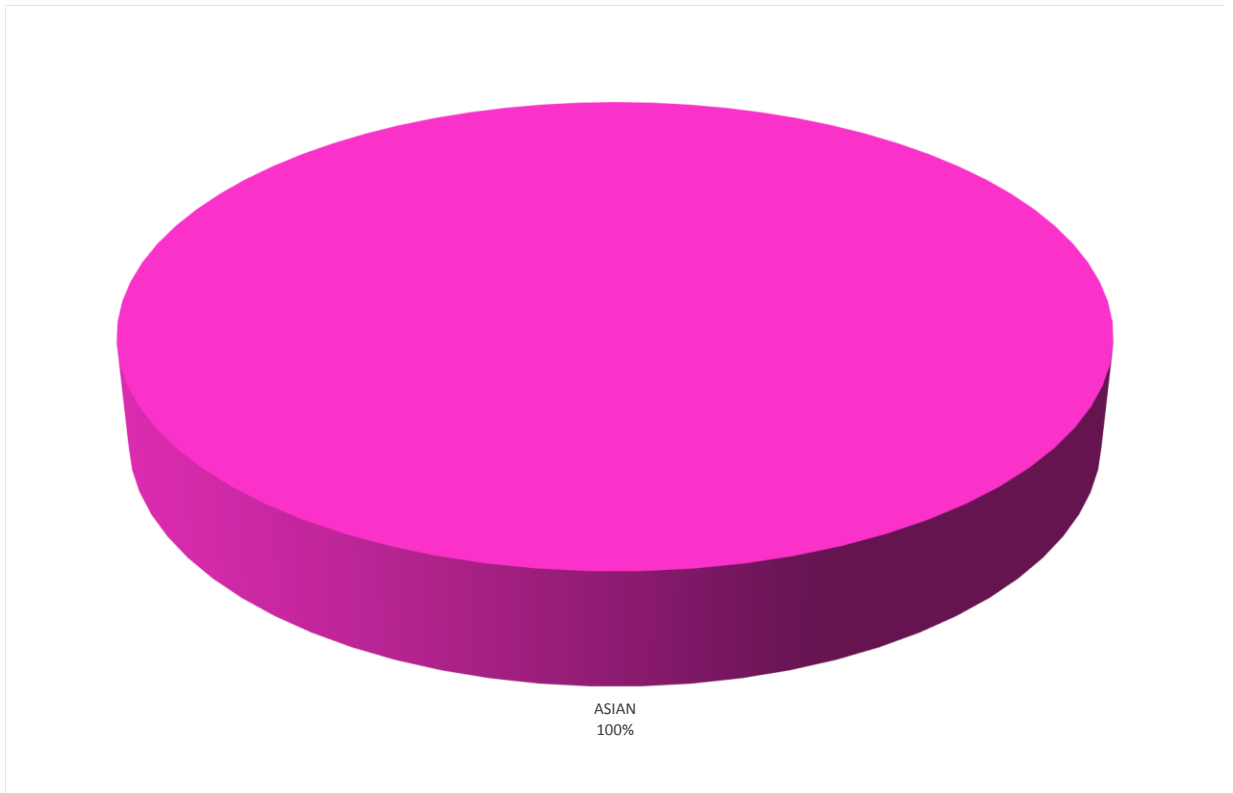


**CLASSIFIED POSITION MOVEMENT
PART TIME
Fall 2017**

ETHNIC / GENDER /EEO DATA

	AFRICAN AMERICAN		ASIAN		CAUCASIAN		FILIPINO		LATINO/A		NATIVE AMERICAN		OTHER/ UNKNOWN		PACIFIC ISLANDER		SOUTHEAST ASIAN		TOTAL FILLED POSITIONS	
	#	PCT.	#	PCT.	#	PCT.	#	PCT.	#	PCT.	#	PCT.	#	PCT.	#	PCT.	#	PCT.	#	PCT.
FEMALE	0	0%	1	100%	0	0%	0	0%	0	0%	0	0%	0	0%	0	0%	0	0%	1	100%
MALE	0	0%	0	0%	0	0%	0	0%	0	0%	0	0%	0	0%	0	0%	0	0%	0	0%
TOTAL	0	0%	1	100%	0	0%	0	0%	0	0%	0	0%	0	0%	0	0%	0	0%	1	100%
DISABLED	0	0%	0	0%	0	0%	0	0%	0	0%	0	0%	0	0%	0	0%	0	0%	0	0%
VETERAN	0	0%	0	0%	0	0%	0	0%	0	0%	0	0%	0	0%	0	0%	0	0%	0	0%
GAY/LESBIAN	0	0%	0	0%	0	0%	0	0%	0	0%	0	0%	0	0%	0	0%	0	0%	0	0%

Note: Percentage may not be exact due to rounding.



ADMINISTRATIVE NEW HIRES

**Fall 2016 - Spring 2017
& Fall 2017**

(Pages 31 – 32)

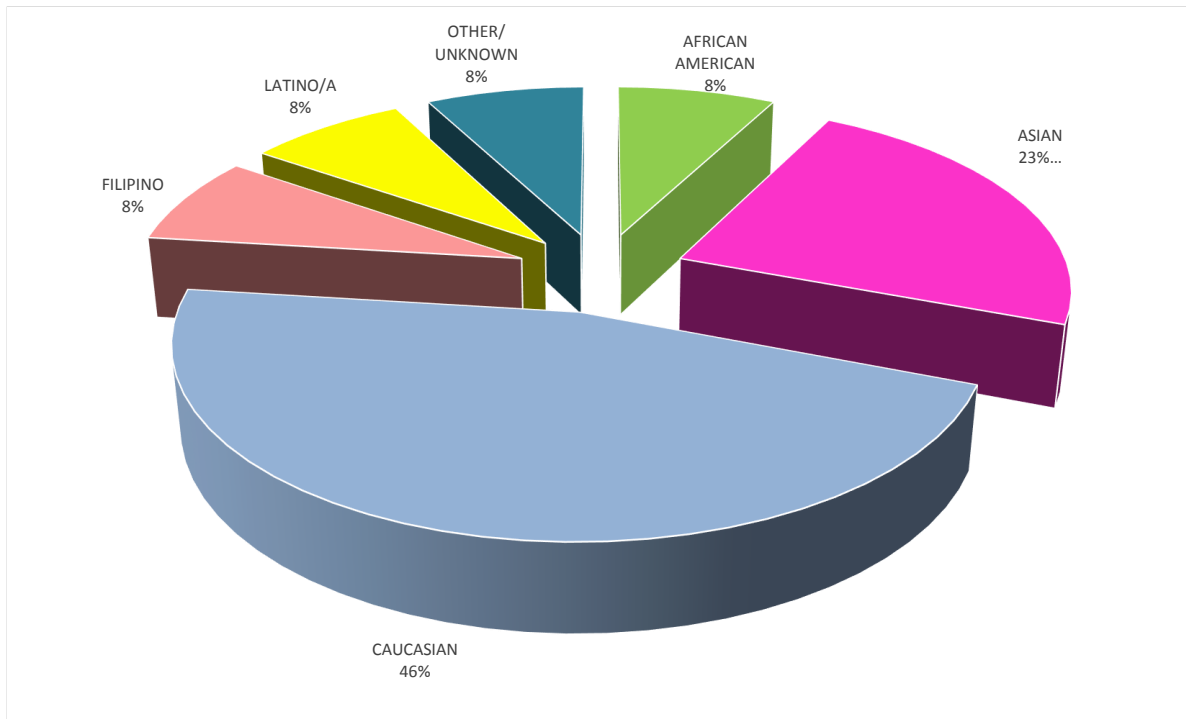
ADMINISTRATIVE NEW HIRES

Fall 2016 - Spring 2017

ETHNICITY / GENDER / AFFIRMATIVE ACTION DATA

	African American		ASIAN		CAUCASIAN		FILIPINO		LATINO/A		NATIVE AMERICAN		OTHER / UNKNOWN		PACIFIC ISLANDER		SOUTHEAST ASIAN		TOTAL FILLED	
	#	PCT	#	PCT	#	PCT	#	PCT	#	PCT	#	PCT	#	PCT	#	PCT	#	PCT	#	PCT
FEMALE	0	0%	2	15%	4	31%	0	0%	1	8%	0	0%	0	0%	0	0%	0	0%	7	54%
MALE	1	8%	1	8%	2	15%	1	8%	0	0%	0	0%	1	8%	0	0%	0	0%	6	46%
TOTAL	1	8%	3	23%	6	46%	1	8%	1	8%	0	0%	1	8%	0	0%	0	0%	13	100%
DISABLED	0	0%	0	0%	0	0%	0	0%	0	0%	0	0%	0	0%	0	0%	0	0%	0	0%
VETERAN	0	0%	0	0%	0	0%	0	0%	0	0%	0	0%	0	0%	0	0%	0	0%	0	0%
GAY/LESBIAN	0	0%	0	0%	0	0%	0	0%	0	0%	0	0%	0	0%	0	0%	0	0%	0	0%

Note: Percentages may not be exact due to rounding.



Data includes administrative appointments: new appointments and interim to permanent, promotional, & lateral movement

ADMINISTRATIVE NEW HIRES

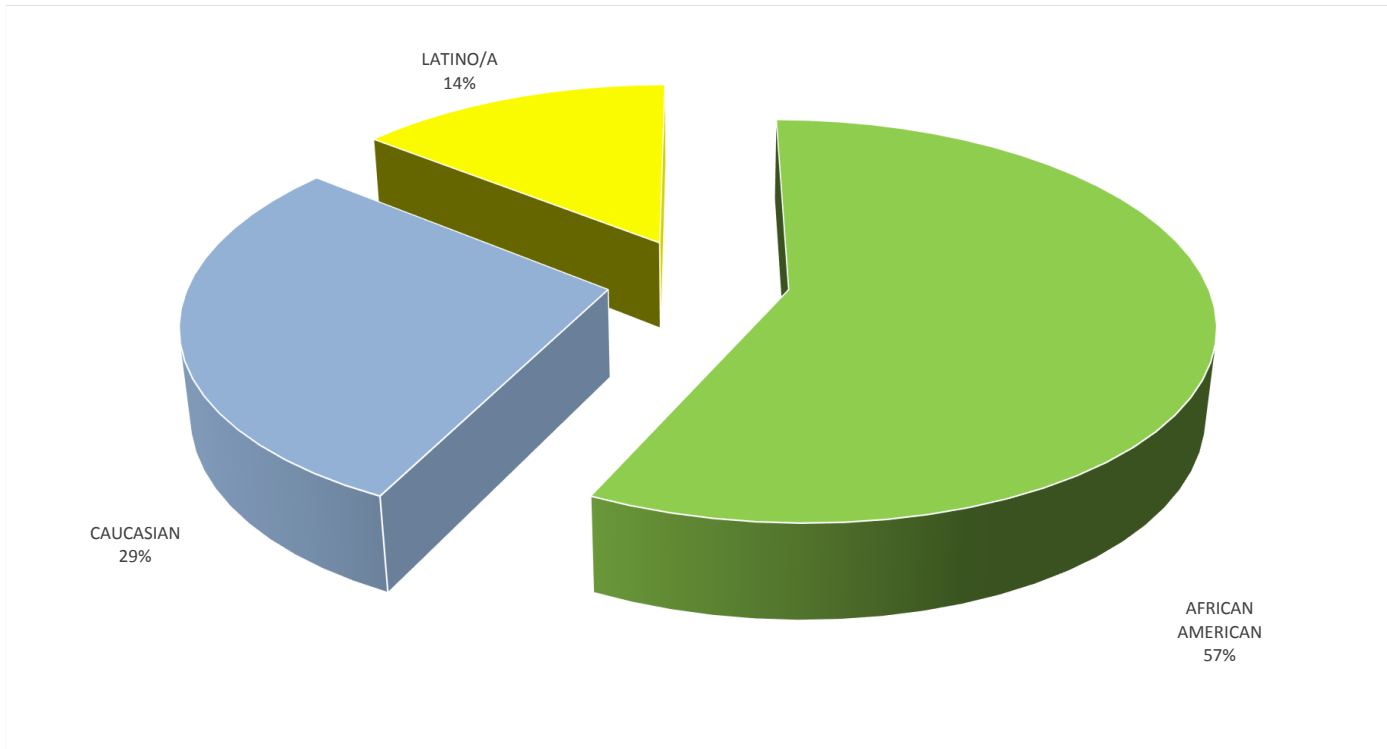
Fall 2017

ETHNICITY / GENDER /AFFIRMATIVE ACTION DATA

	African American		ASIAN		CAUCASIAN		FILIPINO		LATINO/A		NATIVE AMERICAN		OTHER / UNKNOWN		PACIFIC ISLANDER		SOUTHEAST ASIAN		TOTAL FILLED	
	#	PCT	#	PCT	#	PCT	#	PCT	#	PCT	#	PCT	#	PCT	#	PCT	#	PCT	#	PCT
FEMALE	3	43%	0	0%	2	29%	0	0%	0	0%	0	0%	0	0%	0	0%	0	0%	5	71%
MALE	1	14%	0	0%	0	0%	0	0%	1	14%	0	0%	0	0%	0	0%	0	0%	2	29%
TOTAL	4	57%	0	0%	2	29%	0	0%	1	14%	0	0%	0	0%	0	0%	0	0%	7	100%

DISABLED	0	0%	0	0%	0	0%	0	0%	0	0%	0	0%	0	0%	0	0%	0	0%	0	0%
VETERAN	0	0%	0	0%	0	0%	0	0%	0	0%	0	0%	0	0%	0	0%	0	0%	0	0%
GAY/LESBIAN	0	0%	0	0%	0	0%	0	0%	0	0%	0	0%	0	0%	0	0%	0	0%	0	0%

Note: Percentages may not be exact due to rounding.



Data includes administrative appointments: new appointments and interim to permanent, promotional, & lateral movement

APPLICANT SCREENING REPORT

**Fall 2016 - Spring 2017
& Fall 2017**

FT Tenure Track Faculty Postings (Pages 33 – 66)
Administrative Postings (Pages 67 – 82)

(Data reflected in these reports reflects applicant EEO data (gender, ethnicity, disabled, veteran, and gay or lesbian) for each status in the applicant tracking process of a job hiring.)

FULL-TIME FACULTY POSITIONS SCREENING REPORT
 (Applicant EEO Data by Department Job Posting)

Architecture

Architecture Instructor

Job # 0160158 IPAC 2016 - #25

	AA		AP		CA		FI		HI		NA		OT		ND		TOTAL		
	M	F	M	F	M	F	M	F	M	F	M	F	M	F	M	F			
APPLICATION STATUS																			
Total Applications Received	1	3	8	5					2	1				1			3	2	26
Applicants Not Meeting Minimum Qualifications		2	1																3
Applicants with Incomplete Application Materials					2				1									1	4
Applicants Late - Not making the position deadline																			
Applicants who withdrew and/or canceled applying					1														1
Total Applications Submitted to the Search Committee	1	1	7	2					1	1				1			3	1	18
Applicants Selected for Interview			1	2										1			2		6
Applicant(s) Withdrew, Declined Interview, and/or Declined Position																	1		1
Applicant(s) Recommended for Final Interview			1														1		2
Applicant(s) Selected for the Position(s)																	1		1
Disability																			
Veteran																			
Gay or Lesbian					1	1													2
APPLICATION STATUS																			
	M	F	M	F	M	F	M	F	M	F	M	F	M	F	M	F	M	F	TOTAL
																			1
																			0
																			2

AA: African American; AP: Asian/Pacific Islander; CA: Caucasian; FI: Filipino; HI: Hispanic; NA: Native American; OT: Other; UN: Unknown;
 M: Male; F: Female;

FULL-TIME FACULTY POSITIONS SCREENING REPORT
 (Applicant EEO Data by Department Job Posting)

Asian American Studies
Asian American Studies Instructor

Job # 0150034 FPAC 2014 - #25

	AA		AP		CA		FI		HI		NA		OT		ND		TOTAL	
	M	F	M	F	M	F	M	F	M	F	M	F	M	F	M	F		ND
APPLICATION STATUS																		
Total Applications Received	3	9					2	2										16
Applicants Not Meeting Minimum Qualifications																		0
Applicants with Incomplete Application Materials			2				1											3
Applicants Late - Not making the position deadline																		0
Applicants who withdrew and/or canceled applying																		0
Total Applications Submitted to the Search Committee	3	7					2	1										13
Applicants Selected for Interview	2	3					2	1										8
Applicant(s) Withdrew, Declined Interview, and/or Declined Position																		0
Applicant(s) Recommended for Final Interview	1	1					1											3
Applicant(s) Selected for the Position(s)			1															1
	AA		AP		CA		FI		HI		NA		OT		ND			
	M	F	M	F	M	F	M	F	M	F	M	F	M	F	M	F	ND	TOTAL
Disabled																		0
Veteran			1	1														2
Gay or Lesbian			1															1

AA: African American; AP: Asian/Pacific Islander; CA: Caucasian; FI: Filipino; HI: Hispanic; NA: Native American; OT: Other; UN: Unknown;
 M: Male; F: Female;

FULL-TIME FACULTY POSITIONS SCREENING REPORT
 (Applicant EEO Data by Department Job Posting)

Automotive/Motorcycle/Construction & Bldg Maintenance
 Automotive Mechanics Instructor

	Job #160211 FPAC 2016 - #1																	
	AA		AP		CA		FI		HI		NA		OT		ND		TOTAL	
	M	F	M	F	M	F	M	F	M	F	M	F	M	F	M	F		ND
APPLICATION STATUS																		
Total Applications Received					3					1								4
Applicants Not Meeting Minimum Qualifications					1													1
Applicants with Incomplete Application Materials					1													1
Applicants Late - Not making the position deadline																		
Applicants who withdrew and/or canceled applying																		
Total Applications Submitted to the Search Committee					1					1								2
Applicants Selected for Interview																		0
Applicant(s) Withdrew, Declined Interview, and/or Declined Position																		0
Applicant(s) Recommended for Final Interview					1													1
Applicant(s) Selected for the Position(s)					1													1
Demographics																		
Disabled																		0
Veteran																		0
Gay or Lesbian																		0

AA: African American; AP: Asian/Pacific Islander; CA: Caucasian; FI: Filipino; HI: Hispanic; NA: Native American; OT: Other; UN: Unknown;
 M: Male; F: Female;

FULL-TIME FACULTY POSITIONS SCREENING REPORT
 (Applicant EEO Data by Department Job Posting)

Behavioral Sciences
 Sociology Instructor

Job # 0150176 FPAC 2015 - #11

	AA		AP		CA		FI		HI		NA		OT		ND		TOTAL	
	M	F	M	F	M	F	M	F	M	F	M	F	M	F	M	F		ND
	3	3	1	3	13	19	1		2	6				1	1	2		2
APPLICATION STATUS																		
Total Applications Received																		
Applicants Not Meeting Minimum Qualifications																		
Applicants Not Passing Equivalency																		
Applicants with Incomplete Application Materials																		
Applicants Late - Not making the position deadline																		
Applicants who withdrew and/or canceled applying																		
Total Applications Submitted to the Search Committee	3	2	1	3	6	15	1		2	6				1	2	2		42
Applicants Selected for Interview																		
Applicant(s) Withdrew, Declined Interview, and/or Declined Position	1																	
Applicant(s) Recommended for Final Interview	1																	
Applicant(s) Selected for the Position(s)																		
Disability	AA		AP		CA		FI		HI		NA		OT		ND			
	M	F	M	F	M	F	M	F	M	F	M	F	M	F	M	F	ND	TOTAL
Disabled	1																	
Veteran	1																	
Gay or Lesbian	1																	

AA: African American; AP: Asian/Pacific Islander; CA: Caucasian; FI: Filipino; HI: Hispanic; NA: Native American; OT: Other; UN: Unknown;
 M: Male; F: Female;

FULL-TIME FACULTY POSITIONS SCREENING REPORT
 (Applicant EEO Data by Department Job Posting)

Biological Sciences
Biological Sciences Instructor (Anatomy & Physiology)

Job # 0160091 FPAC 2015 - #37

	APPLICATION STATUS																								TOTAL
	AA		AP		CA		FI		HI		NA		OT		ND		TOTAL								
	M	F	M	F	M	F	M	F	M	F	M	F	M	F	M	F		ND							
Total Applications Received	2		7	3	7	8					1	2					1	1							33
Applicants Not Meeting Minimum Qualifications			1	1	2	3					1	1													8
Applicants Not Passing Equivalency						1																			2
Applicants with Incomplete Application Materials	1		3	2	6	1											1	1							15
Applicants Late - Not making the position deadline																									0
Applicants who withdrew and/or canceled applying																									0
Total Applications Submitted to the Search Committee	1		3		3	3				1	1														9
Applicants Selected for Interview	1		1		2																				4
Applicant(s) Withdrew, Declined Interview, and/or Declined Position					1																				1
Applicant(s) Recommended for Final Interview					2																				2
Applicant(s) Selected for the Position(s)					1																				1
Disabled																									0
Veteran																									0
Gay or Lesbian					1																				1

AA: African American; AP: Asian/Pacific Islander; CA: Caucasian; FI: Filipino; HI: Hispanic; NA: Native American; OT: Other; UN: Unknown;
 M: Male; F: Female;

FULL-TIME FACULTY POSITIONS SCREENING REPORT
 (Applicant EEO Data by Department Job Posting)

Biological Sciences

Biological Sciences Instructor (General Biology)

Job # 0160075 FPAC 2015 #36

	APPLICATION STATUS																							
	AA		AP		CA		FI		HI		NA		OT		ND		TOTAL							
	M	F	M	F	M	F	M	F	M	F	M	F	M	F	M	F		ND						
Total Applications Received	3	1	8	7	13	19			1	3					1	2		59						
Applicants Not Meeting Minimum Qualifications																		0						
Applicants Not Passing Equivalency					1													1						
Applicants with Incomplete Application Materials	2		4	5	5	6	1											23						
Applicants Late - Not making the position deadline																		0						
Applicants who withdrew and/or canceled applying																		0						
Total Applications Submitted to the Search Committee	1	1	4	2	8	12			3				1	1	2			35						
Applicants Selected for Interview			1	1	3	6			1									11						
Applicant(s) Withdrew, Declined Interview, and/or Declined Position					1													1						
Applicant(s) Recommended for Final Interview			1		3													4						
Applicant(s) Selected for the Position(s)			1															1						
Disabled																		0						
Veteran	1																	1						
Gay or Lesbian			2		1	3												6						

AA: African American; AP: Asian/Pacific Islander; CA: Caucasian; FI: Filipino; HI: Hispanic; NA: Native American; OT: Other; UN: Unknown;
 M: Male; F: Female;

FULL-TIME FACULTY POSITIONS SCREENING REPORT
 (Applicant EEO Data by Department Job Posting)

Business
Business/Microcomputer Applications Instructor
 Job # 0150202 FPAC 2015 #13 & #18

	APPLICATION STATUS												TOTAL									
	AA		AP		CA		FI		HI		NA			OT		ND						
	M	F	M	F	M	F	M	F	M	F	M	F	M	F	M	F	ND	F	ND	F	ND	TOTAL
Total Applications Received	2	1	3	3	5	1	1															17
Applicants Not Meeting Minimum Qualifications																						0
Applicants with Incomplete Application Materials	1				1																	2
Applicants Late - Not making the position deadline																						0
Applicants who withdrew and/or canceled applying																						0
Total Applications Submitted to the Search Committee	1	1	3	3	4	1	1															15
Applicants Selected for Interview	1	1	3	3	4	1	1															15
Applicant(s) Withdrew, Declined Interview, and/or Declined Position	1				2	1																5
Applicant(s) Recommended for Final Interview			2	1																		4
Applicant(s) Selected for the Position(s)			1	1																		2
	AA		AP		CA		FI		HI		NA		OT		ND							
	M	F	M	F	M	F	M	F	M	F	M	F	M	F	M	F	M	F	M	F	ND	TOTAL
Disabled																						0
Veteran			1																			1
Gay or Lesbian					1																	1

AA: African American; AP: Asian/Pacific Islander; CA: Caucasian; FI: Filipino; HI: Hispanic; NA: Native American; OT: Other; UN: Unknown;
 M: Male; F: Female;

FULL-TIME FACULTY POSITIONS SCREENING REPORT
 (Applicant EEO Data by Department Job Posting)

Cinema

Cinema Production Instructor

Job # 160176 FPAC 2016 #4

	APPLICATION STATUS												TOTAL									
	AA		AP		CA		FI		HI		NA			OT		ND						
	M	F	M	F	M	F	M	F	M	F	M	F	M	F	M	F	ND	F	ND	F	ND	TOTAL
Total Applications Received	2	1	4	1	24	14				10	3					2			2	1	7	71
Applicants Not Meeting Minimum Qualifications			2		6	4				2	1					1					3	19
Applicants Not Passing Equivalency					1																2	3
Applicants with Incomplete Application Materials	1		1		9	1				5										1	1	19
Applicants Late - Not making the position deadline																						0
Applicants who withdrew and/or canceled applying						1																1
Total Applications Submitted to the Search Committee	1	1	1	1	8	8				3	2					1			1	1	1	29
Applicants Selected for Interview			1	1		4															1	7
Applicant(s) Withdrew, Declined Interview, and/or Declined Position			1																			1
Applicant(s) Recommended for Final Interview						1																2
Applicant(s) Selected for the Position(s)						1																1
Disabled						1																1
Veteran						1																2
Gay or Lesbian						2	3															9

AA: African American; AP: Asian/Pacific Islander; CA: Caucasian; FI: Filipino; HI: Hispanic; NA: Native American; OT: Other; UN: Unknown;
 M: Male; F: Female;

FULL-TIME FACULTY POSITIONS SCREENING REPORT
 (Applicant EEO Data by Department Job Posting)

Computer Networking & Information Technology
Computer Networking & Information Technology Instructor

Job # 0150041 FPAC 2014 #15

	APPLICATION STATUS																							
	AA		AP		CA		FI		HI		NA		OT		ND		TOTAL							
	M	F	M	F	M	F	M	F	M	F	M	F	M	F	M	F		ND						
Total Applications Received	2	1	2		1		1		1						1			10						
Applicants Not Meeting Minimum Qualifications																		0						
Applicants with Incomplete Application Materials	1						1						1					3						
Applicants Late - Not making the position deadline																		0						
Applicants who withdrew and/or canceled applying																		0						
Total Applications Submitted to the Search Committee			3	1	1	1	1	1							1	1		7						
Applicants Selected for Interview			3	1	1	1	1	1							1	1		7						
Applicant(s) Withdrew, Declined Interview, and/or Declined Position																		0						
Applicant(s) Recommended for Final Interview			2															2						
Applicant(s) Selected for the Position(s)			2															2						
	AA		AP		CA		FI		HI		NA		OT		ND									
	M	F	M	F	M	F	M	F	M	F	M	F	M	F	M	F	TOTAL							
Disabled																	0							
Veteran	1																1							
Gay or Lesbian						1											1							

AA: African American; AP: Asian/Pacific Islander; CA: Caucasian; FI: Filipino; HI: Hispanic; NA: Native American; OT: Other; UN: Unknown;
 M: Male; F: Female;

FULL-TIME FACULTY POSITIONS SCREENING REPORT
 (Applicant EEO Data by Department Job Posting)

Computer Networking & Information Technology
Computer Networking & Information Technology Instructor

Job # 160150 FPAC 2016 #6

	AA		AP		CA		FI		HI		NA		OT		ND		TOTAL
	M	F	M	F	M	F	M	F	M	F	M	F	M	F	M	F	
	2	2	7	2	4	2	1	2	2	2	3	1	1	1	1	1	
APPLICATION STATUS																	
Total Applications Received	2	2	7	2	4	2	1	2	2	2	3	1	1	1	1	1	28
Applicants Not Meeting Minimum Qualifications																	0
Applicants with Incomplete Application Materials	1		6	1	2	1		1			2	1				1	16
Applicants Late - Not making the position deadline																	0
Applicants who withdrew and/or canceled applying	1													1			2
Total Applications Submitted to the Search Committee	2	2	13	3	6	3	1	3	2	2	5	1	1	2	1	2	10
Applicants Selected for Interview	2	2	1	1	1	1	1	1	1	1	1	1	1	1	1	1	7
Applicant(s) Recommended for Final Interview	1							1									2
Applicant(s) Withdrew, Declined Interview, and/or Declined Position								1									1
Applicant(s) Selected for the Position(s)	1																1
	AA		AP		CA		FI		HI		NA		OT		ND		
	M	F	M	F	M	F	M	F	M	F	M	F	M	F	M	F	TOTAL
Disabled	1				1												2
Veteran			1								1						2
Gay or Lesbian					1			1						1			3

AA: African American; AP: Asian/Pacific Islander; CA: Caucasian; FI: Filipino; HI: Hispanic; NA: Native American; OT: Other; UN: Unknown;
 M: Male; F: Female;

FULL-TIME FACULTY POSITIONS SCREENING REPORT
 (Applicant EEO Data by Department Job Posting)

Computer Science
 Computer Science Instructor

Job # 160178 FPAC 2016 #7

	AA		AP		CA		FI		HI		NA		OT		ND		TOTAL		
	M	F	M	F	M	F	M	F	M	F	M	F	M	F	M	F		ND	
APPLICATION STATUS																			
Total Applications Received	2		7	2	9	2			1							1	1	2	27
Applicants Not Meeting Minimum Qualifications																			0
Applicants with Incomplete Application Materials			5	1	4			1									1	1	13
Applicants Late - Not making the position deadline																			0
Applicants who withdrew and/or canceled applying	1																		1
Total Applications Submitted to the Search Committee	1		2	1	5	2										1	1	1	13
Applicants Selected for Interview	1		2	1	5	2										1	1	1	13
Applicant(s) Withdrew, Declined Interview, and/or Declined Position					3											1			4
Applicant(s) Recommended for Final Interview	1		1	2															4
Applicant(s) Selected for the Position(s)	1																		1
	AA		AP		CA		FI		HI		NA		OT		ND				
	M	F	M	F	M	F	M	F	M	F	M	F	M	F	M	F	ND	TOTAL	
Disabled																			0
Veteran																			0
Gay or Lesbian																			0

AA: African American; AP: Asian/Pacific Islander; CA: Caucasian; FI: Filipino; HI: Hispanic; NA: Native American; OT: Other; UN: Unknown;
 M: Male; F: Female;

FULL-TIME FACULTY POSITIONS SCREENING REPORT
 (Applicant EEO Data by Department Job Posting)

Continuing Student Counseling
 Career Counselor/Job Developer

Job # 160202, FPAC 2016 #30

	APPLICATION STATUS																		TOTAL	
	AA		AP		CA		FI		HI		NA		OT		ND		TOTAL			
	M	F	M	F	M	F	M	F	M	F	M	F	M	F	M	F		ND		
Total Applications Received	2		7	1	5	2			1	3			1		2		1	1	1	26
Applicants Not Meeting Minimum Qualifications	2			1											1					4
Applicants Not Passing Equivalency			1																	1
Applicants with Incomplete Application Materials			3	1	2				1	1										8
Applicants Late - Not making the position deadline																				
Applicants who withdrew and/or canceled applying															1					1
Total Applications Submitted to the Search Committee			3	2	2	2			2	2			1				1	1		11
Applicants Selected for Interview			3	1	1															5
Applicant(s) Withdrew, Declined Interview, and/or Declined Position			1																	1
Applicant(s) Recommended for Final Interview			1			1														2
Applicant(s) Selected for the Position(s)						1														1
Disabled																				0
Veteran																				0
Gay or Lesbian					1															1

AA: African American; AP: Asian/Pacific Islander; CA: Caucasian; FI: Filipino; HI: Hispanic; NA: Native American; OT: Other; UN: Unknown;
 M: Male; F: Female;

FULL-TIME FACULTY POSITIONS SCREENING REPORT
 (Applicant EEO Data by Department Job Posting)

**Continuing Student Counseling
 Counselor**

Job # 0160190 FPAC 2016 #9 & #26

	APPLICATION STATUS												TOTAL										
	AA		AP		CA		FI		HI		NA			OT		ND							
	M	F	M	F	M	F	M	F	M	F	M	F	M	F	M	F	ND	F	ND	F	ND	TOTAL	
Total Applications Received	2	2	1	4		6	3	1	5	5						3				1		1	34
Applicants Not Meeting Minimum Qualifications									1														1
Applicants Not Passing Equivalency			1																				1
Applicants with Incomplete Application Materials	1		1		1		1	1	2							1							8
Applicants Late - Not making the position deadline																							0
Applicants who withdrew and/or canceled applying											1									1			2
Total Applications Submitted to the Search Committee	1	2	1	2	5	2	3	3								2						1	21
Applicants Selected for Interview			1	1	1	1		1														1	6
Applicant(s) Withdrew, Declined Interview, and/or Declined Position																							0
Applicant(s) Recommended for Final Interview			1	1				1															3
Applicant(s) Selected for the Position(s)			1	1				1															2
Disabled																							0
Veteran																							0
Gay or Lesbian					1				1														2

AA: African American; AP: Asian/Pacific Islander; CA: Caucasian; FI: Filipino; HI: Hispanic; NA: Native American; OT: Other; UN: Unknown;
 M: Male; F: Female;

FULL-TIME FACULTY POSITIONS SCREENING REPORT
 (Applicant EEO Data by Department Job Posting)

Continuing Student Counseling
 Counselor/Intercollegiate Athletics

Job # 160198 FPAC 2016 #8

	APPLICATION STATUS																								TOTAL
	AA		AP		CA		FI		HI		NA		OT		ND		TOTAL								
	M	F	M	F	M	F	M	F	M	F	M	F	M	F	M	F		ND							
Total Applications Received	1	2	1		1	3	2		2	2	2	2	1		3				1		19				
Applicants Not Meeting Minimum Qualifications	1		1						1												3				
Applicants Not Passing Equivalency					1																1				
Applicants with Incomplete Application Materials	2								2						2						6				
Applicants Late - Not making the position deadline																					0				
Applicants who withdrew and/or canceled applying					1																1				
Total Applications Submitted to the Search Committee					2		2		1	1	1	1	1		1				1		8				
Applicants Selected for Interview					1		2														4				
Applicant(s) Withdrew, Declined Interview, and/or Declined Position																					0				
Applicant(s) Recommended for Final Interview					1		1														2				
Applicant(s) Selected for the Position(s)							1														1				
Disabled																									
Veteran																									
Gay or Lesbian					1	1									1						3				

AA: African American; AP: Asian/Pacific Islander; CA: Caucasian; FI: Filipino; HI: Hispanic; NA: Native American; OT: Other; UN: Unknown;
 M: Male; F: Female;

FULL-TIME FACULTY POSITIONS SCREENING REPORT
 (Applicant EEO Data by Department Job Posting)

Disabled Students Programs & Services
 Disabled Students Programs & Services (High School Level Learning Strategies)
 Job # 0160148, FPAC2015 #41

	APPLICATION STATUS																		TOTAL
	AA		AP		CA		FI		HI		NA		OT		ND		TOTAL		
	M	F	M	F	M	F	M	F	M	F	M	F	M	F	M	F		ND	
Total Applications Received					2	2												4	
Applicants Not Meeting Minimum Qualifications					1													1	
Applicants with Incomplete Application Materials																		0	
Applicants Late - Not making the position deadline																			
Applicants who withdrew and/or canceled applying																		0	
Total Applications Submitted to the Search Committee					1	2												3	
Applicants Selected for Interview																		0	
Applicant(s) Withdrew, Declined Interview, and/or Declined Position																		1	
Applicant(s) Recommended for Final Interview																		1	
Applicant(s) Selected for the Position(s)																		1	
	AA		AP		CA		FI		HI		NA		OT		ND				
	M	F	M	F	M	F	M	F	M	F	M	F	M	F	M	F	ND	TOTAL	
Disabled					1													1	
Veteran																		0	
Gay or Lesbian					1													1	

AA: African American; AP: Asian/Pacific Islander; CA: Caucasian; FI: Filipino; HI: Hispanic; NA: Native American; OT: Other; UN: Unknown;
 M: Male; F: Female;

FULL-TIME FACULTY POSITIONS SCREENING REPORT
 (Applicant EEO Data by Department Job Posting)

English
 English Instructor

Job # 160174 FPAC #11 & #12

	AA		AP		CA		FI		HI		NA		OT		ND		TOTAL		
	M	F	M	F	M	F	M	F	M	F	M	F	M	F	M	F			
	ND	M	ND	M	ND	M	ND	M	ND	M	ND	M	ND	M	ND	M		ND	
APPLICATION STATUS																			
Total Applications Received	7	1	1	3	13	50	48	1	1	6	6	1	1	1	3	3	2	6	10
Applicants Not Meeting Minimum Qualifications				2	1	4	1			1				1					10
Applicants with Incomplete Application Materials	6			6		22	30			1	3	1	1	1	2	1	2	5	7
Applicants Late - Not making the position deadline																			0
Applicants who withdrew and/or canceled applying	1					2													3
Total Applications Submitted to the Search Committee	1	1	1	6	22	17	1	1	4	3				2		1	3	63	
Applicants Selected for Interview	1			1	1	5		1	2									1	12
Applicant(s) Withdrew, Declined Interview, and/or Declined Position				1															1
Applicant(s) Recommended for Final Interview	1				1														2
Applicant(s) Selected for the Position(s)	1				1														2
	AA		AP		CA		FI		HI		NA		OT		ND				
	M	F	M	F	M	F	M	F	M	F	M	F	M	F	M	F	M	F	TOTAL
Disabled		1			1	1								1					4
Veteran		1			2													1	4
Gay or Lesbian	2	1			8	5	1		2	1	1						1		22

AA: African American; AP: Asian/Pacific Islander; CA: Caucasian; FI: Filipino; HI: Hispanic; NA: Native American; OT: Other; UN: Unknown;
 M: Male; F: Female;

FULL-TIME FACULTY POSITIONS SCREENING REPORT
 (Applicant EEO Data by Department Job Posting)

English as a Second Language
 English as a Second Language Instructor

Job # 160173 FPAC 2016 #13, #14, & #15

	APPLICATION STATUS																								TOTAL
	AA		AP		CA		FI		HI		NA		OT		ND		TOTAL								
	M	F	M	F	M	F	M	F	M	F	M	F	M	F	M	F		ND							
Total Applications Received	1	1	6	11	34	44	1	1	3	7			1	2	4	1	6	123							
Applicants Not Meeting Minimum Qualifications			1	2														4							
Applicants with Incomplete Application Materials	1		4	3	11	16			1	3				1	1	2		43							
Applicants Late - Not making the position deadline					3													3							
Applicants who withdrew and/or canceled applying	1		2	7	21	25	1	1	2	4			1	1	3	1	3	73							
Total Applications Submitted to the Search Committee					10				1								1	12							
Applicants Selected for Interview																		0							
Applicant(s) Withdrew, Declined Interview, and/or Declined Position																		0							
Applicant(s) Recommended for Final Interview					4				1								1	6							
Applicant(s) Selected for the Position(s)					2				1									3							
	AA		AP		CA		FI		HI		NA		OT		ND										
	M	F	M	F	M	F	M	F	M	F	M	F	M	F	M	F	ND	TOTAL							
Disabled					1													1							
Veteran					1				1									2							
Gay or Lesbian			1		6	3			1	1				1	1			14							

AA: African American; AP: Asian/Pacific Islander; CA: Caucasian; FI: Filipino; HI: Hispanic; NA: Native American; OT: Other; UN: Unknown;
 M: Male; F: Female;

FULL-TIME FACULTY POSITIONS SCREENING REPORT
 (Applicant EEO Data by Department Job Posting)

Health Care Technology
 Emergency Medical Technician Instructor

Job # 0160089 FPAC 2014 #3

	AA		AP		CA		FI		HI		NA		OT		ND		TOTAL
	M	F	M	F	M	F	M	F	M	F	M	F	M	F	M	F	
APPLICATION STATUS																	
Total Applications Received					4												4
Applicants Not Meeting Minimum Qualifications																	0
Applicants with Incomplete Application Materials					2												2
Applicants Late - Not making the position deadline																	0
Applicants who withdrew and/or canceled applying																	0
Total Applications Submitted to the Search Committee					2												2
Applicants Selected for Interview					1												1
Applicant(s) Withdrew, Declined Interview, and/or Declined Position					1												1
Applicant(s) Recommended for Final Interview					1												1
Applicant(s) Selected for the Position(s)					1												1
Disabled																	0
Veteran																	0
Gay or Lesbian																	0

AA: African American; AP: Asian/Pacific Islander; CA: Caucasian; FI: Filipino; HI: Hispanic; NA: Native American; OT: Other; UN: Unknown;
 M: Male; F: Female;

FULL-TIME FACULTY POSITIONS SCREENING REPORT
 (Applicant EEO Data by Department Job Posting)

Health Care Technology
 Medical Assisting Program Instructor

Job # 160172, FPAC 2016 #17

	APPLICATION STATUS																		TOTAL
	AA		AP		CA		FI		HI		NA		OT		ND		TOTAL		
	M	F	M	F	M	F	M	F	M	F	M	F	M	F	M	F			
Total Applications Received	3				1	3									2			10	
Applicants Not Meeting Minimum Qualifications																		0	
Applicants with Incomplete Application Materials		2			1												1	4	
Applicants Late - Not making the position deadline																		0	
Applicants who withdrew and/or canceled applying					1													1	
Total Applications Submitted to the Search Committee	1				3										2			6	
Applicants Selected for Interview					3										2			5	
Applicant(s) Withdrew, Declined Interview, and/or Declined Position					3										1			4	
Applicant(s) Recommended for Final Interview															1			1	
Applicant(s) Selected for the Position(s)															1			1	
	AA		AP		CA		FI		HI		NA		OT		ND				
	M	F	M	F	M	F	M	F	M	F	M	F	M	F	M	F	TOTAL		
Disabled																	0		
Veteran																	0		
Gay or Lesbian																	0		

AA: African American; AP: Asian/Pacific Islander; CA: Caucasian; FI: Filipino; HI: Hispanic; NA: Native American; OT: Other; UN: Unknown;
 M: Male; F: Female;

FULL-TIME FACULTY POSITIONS SCREENING REPORT
 (Applicant EEO Data by Department Job Posting)

Health Education
 Health Education Instructor

Job # 0160153 FPAC 2016 #18

	AA		AP		CA		FI		HI		NA		OT		ND		TOTAL	
	M	F	M	F	M	F	M	F	M	F	M	F	M	F	M	F		ND
APPLICATION STATUS																		
Total Applications Received	2		1		3				1								1	8
Applicants Not Meeting Minimum Qualifications																		0
Applicants Not Passing Equivalency					1													1
Applicants with Incomplete Application Materials																		0
Applicants Late - Not making the position deadline																		0
Applicants who withdrew and/or canceled applying																		0
Total Applications Submitted to the Search Committee	2		1		2			1									1	7
Applicants Selected for Interview			1		2													3
Applicant(s) Withdrew, Declined Interview, and/or Declined Position																		0
Applicant(s) Recommended for Final Interview			1															1
Applicant(s) Selected for the Position(s)			1															1
Disabled																		
Veteran																		
Gay or Lesbian																		
	AA		AP		CA		FI		HI		NA		OT		ND			
	M	F	M	F	M	F	M	F	M	F	M	F	M	F	M	F	ND	TOTAL
																		0
																		0
																		0

AA: African American; AP: Asian/Pacific Islander; CA: Caucasian; FI: Filipino; HI: Hispanic; NA: Native American; OT: Other; UN: Unknown;
 M: Male; F: Female;

FULL-TIME FACULTY POSITIONS SCREENING REPORT
 (Applicant EEO Data by Department Job Posting)

Health Education
Health Education Instructor/Health Care Interpreter Coordinator

Job # 160200 FPAC 2016 #29

	APPLICATION STATUS																		TOTAL
	AA		AP		CA		FI		HI		NA		OT		ND		TOTAL		
	M	F	M	F	M	F	M	F	M	F	M	F	M	F	M	F			
Total Applications Received	1		3	3	1				1						1		1	1	
Applicants Not Meeting Minimum Qualifications																		0	
Applicants with Incomplete Application Materials	1		2	1					1						1			6	
Applicants Late - Not making the position deadline																			
Applicants who withdrew and/or canceled applying					1													1	
Total Applications Submitted to the Search Committee			1	1	1												1	4	
Applicants Selected for Interview			1		1												1	3	
Applicant(s) Withdrew, Declined Interview, and/or Declined Position																		0	
Applicant(s) Recommended for Final Interview			1															1	
Applicant(s) Selected for the Position(s)			1															1	
	AA		AP		CA		FI		HI		NA		OT		ND		TOTAL		
Disabled	M	F	M	F	M	F	M	F	M	F	M	F	M	F	M	F	M	F	0
Veteran																			0
Gay or Lesbian																			0

AA: African American; AP: Asian/Pacific Islander; CA: Caucasian; FI: Filipino; HI: Hispanic; NA: Native American; OT: Other; UN: Unknown;
 M: Male; F: Female;

FULL-TIME FACULTY POSITIONS SCREENING REPORT
 (Applicant EEO Data by Department Job Posting)

**International Student Counseling
 Counselor (International Student Counselor Programs)**

Job # 0160032 (Internal Transfer)

	AA		AP		CA		FI		HI		NA		OT		ND		TOTAL
	M	F	M	F	M	F	M	F	M	F	M	F	M	F	M	F	
APPLICATION STATUS																	
Total Applications Received				1						1							3
Applicants Not Meeting Minimum Qualifications																	0
Applicants with Incomplete Application Materials																	0
Applicants Late - Not making the position deadline																	
Applicants who withdrew and/or canceled applying																	0
Total Applications Submitted to the Search Committee				1						1							3
Applicants Selected for Interview				1						1							3
Applicant(s) Withdrew, Declined Interview, and/or Declined Position																	1
Applicant(s) Recommended for Final Interview				1													2
Applicant(s) Selected for the Position(s)				1													1
Disabled																	0
Veteran																	0
Gay or Lesbian																	0

AA: African American; AP: Asian/Pacific Islander; CA: Caucasian; FI: Filipino; HI: Hispanic; NA: Native American; OT: Other; UN: Unknown;
 M: Male; F: Female;

FULL-TIME FACULTY POSITIONS SCREENING REPORT
 (Applicant EEO Data by Department Job Posting)

Mathematics
 Mathematics Instructor

Job # 0160160 FPAC 2016 #19

	AA		AP		CA		FI		HI		NA		OT		ND		TOTAL	
	M	F	M	F	M	F	M	F	M	F	M	F	M	F	M	F		
APPLICATION STATUS																		
Total Applications Received	3		9	3	17	7	1	1	3	2			2		1	2	1	52
Applicants Not Meeting Minimum Qualifications																		0
Applicants with Incomplete Application Materials			3	1	10	2	1	1	2						1	1	1	21
Applicants Late - Not making the position deadline																		
Applicants who withdrew and/or canceled applying																		0
Total Applications Submitted to the Search Committee			6	2	7	5	1	3	3			2					1	26
Applicants Selected for Interview			3		1	4		1										9
Applicant(s) Withdrew, Declined Interview, and/or Declined Position				1		1		1										3
Applicant(s) Recommended for Final Interview			1		1													2
Applicant(s) Selected for the Position(s)			1															1
Disability																		
Veteran																		
Gay or Lesbian																		
	AA		AP		CA		FI		HI		NA		OT		ND		TOTAL	
	M	F	M	F	M	F	M	F	M	F	M	F	M	F	M	F		
					2													2
																		0
			1															1

AA: African American; AP: Asian/Pacific Islander; CA: Caucasian; FI: Filipino; HI: Hispanic; NA: Native American; OT: Other; UN: Unknown;
 M: Male; F: Female;

FULL-TIME FACULTY POSITIONS SCREENING REPORT
 (Applicant EEO Data by Department Job Posting)

**New Student Counseling Department
 Counselor**

Job # 160210 FPAC #2, #3, #5, #16, & #21

	APPLICATION STATUS																		TOTAL
	AA		AP		CA		FI		HI		NA		OT		ND		TOTAL		
	M	F	M	F	M	F	M	F	M	F	M	F	M	F	M	F		ND	
Total Applications Received	3	2	5	9	7	7	5	1	7	8					1	2	1	2	53
Applicants Not Meeting Minimum Qualifications	1																		2
Applicants with Incomplete Application Materials	1		2	1	1				3	3									11
Applicants Late - Not making the position deadline																			
Applicants who withdrew and/or canceled applying																			0
Total Applications Submitted to the Search Committee	2	1	2	7	6	5	5	1	4	5					1	2	1	2	39
Applicants Selected for Interview	1		2	5	2	3	1	4	2						1	2	1	1	25
Applicant(s) Withdrew, Declined Interview, and/or Declined Position				1			1											1	3
Applicant(s) Recommended for Final Interview			1	2	2	2	2		2									2	12
Applicant(s) Selected for the Position(s)			1	2	1	1	1		1										5
	AA		AP		CA		FI		HI		NA		OT		ND				
	M	F	M	F	M	F	M	F	M	F	M	F	M	F	M	F	M	F	TOTAL
Disabled																			0
Veteran					1				1										2
Gay or Lesbian					1	1													2

AA: African American; AP: Asian/Pacific Islander; CA: Caucasian; FI: Filipino; HI: Hispanic; NA: Native American; OT: Other; UN: Unknown;
 M: Male; F: Female;

FULL-TIME FACULTY POSITIONS SCREENING REPORT
 (Applicant EEO Data by Department Job Posting)

**New Student Counseling
 Counselor - Student Success & Support Program**

Job # 0150113 FPAC.3/5/2015

	APPLICATION STATUS																		TOTAL
	AA		AP		CA		FI		HI		NA		OT		ND		TOTAL		
	M	F	M	F	M	F	M	F	M	F	M	F	M	F	M	F		ND	
Total Applications Received	2	10	3	13	2	10	3	2	4					4					59
Applicants Not Meeting Minimum Qualifications																			0
Applicants Not Passing Equivalency							1												1
Applicants with Incomplete Application Materials	2	4	3	3	2	2			1					1				2	15
Applicants Late - Not making the position deadline																			0
Applicants who withdrew and/or canceled applying	1				1														2
Total Applications Submitted to the Search Committee	5	3	10	2	7	3	1	3	3	1	2	1	2	3	1	1	2		41
Applicants Selected for Interview	4	2	5	1	4	3		2	2				2	2	1	2			24
Applicant(s) Withdrew, Declined Interview, and/or Declined Position			1	1	1	1							1	1	1				5
Applicant(s) Recommended for Final Interview			2		1	3		1	1				1	1					8
Applicant(s) Selected for the Position(s)			1	1				1	1										3
Disabled																			2
Veteran																			0
Gay or Lesbian	2				1	1		1	1										5

AA: African American; AP: Asian/Pacific Islander; CA: Caucasian; FI: Filipino; HI: Hispanic; NA: Native American; OT: Other; UN: Unknown;
 M: Male; F: Female;

FULL-TIME FACULTY POSITIONS SCREENING REPORT
 (Applicant EEO Data by Department Job Posting)

**New Student Counseling
 Counselor - Student Success & Support Program**

Job # 0160072, FPAC 3/6/2015

	APPLICATION STATUS																							
	AA		AP		CA		FI		HI		NA		OT		ND		TOTAL							
	M	F	M	F	M	F	M	F	M	F	M	F	M	F	M	F		ND						
Total Applications Received	3	5	3	10	5	1	3		5	9					2	1	2	51						
Applicants Not Meeting Minimum Qualifications	1		1						1									3						
Applicants Not Passing Equivalency																		0						
Applicants with Incomplete Application Materials	1	1	1	4	4	1			3	2						1	1	19						
Applicants Late - Not making the position deadline																		0						
Applicants who withdrew and/or canceled applying																		1						
Total Applications Submitted to the Search Committee	1	4	1	6	1	3	3	1	6	2			2	1	2		28							
Applicants Selected for Interview	2		1	2			3		3								11							
Applicant(s) Withdrew, Declined Interview, and/or Declined Position																	0							
Applicant(s) Recommended for Final Interview	1		1		1		1		3						1		7							
Applicant(s) Selected for the Position(s)	1								1								2							
Disabled	1				1													3						
Veteran																		0						
Gay or Lesbian	2		1		1				4	1					1		10							

AA: African American; AP: Asian/Pacific Islander; CA: Caucasian; FI: Filipino; HI: Hispanic; NA: Native American; OT: Other; UN: Unknown;
 M: Male; F: Female;

FULL-TIME FACULTY POSITIONS SCREENING REPORT
 (Applicant EEO Data by Department Job Posting)

Nursing -- Licensed Vocational
 Nursing (Medical-Surgical) LVN Instructor
 Job # 0150119 FPAC 2015 #48

	APPLICATION STATUS												TOTAL										
	AA		AP		CA		FI		HI		NA			OT		ND							
	M	F	M	F	M	F	M	F	M	F	M	F	M	F	M	F	ND	F	ND	F	ND	TOTAL	
Total Applications Received			2	4	1	1	1	1														2	11
Applicants Not Meeting Minimum Qualifications																							0
Applicants with Incomplete Application Materials			1	2	1	1																2	7
Applicants Late - Not making the position deadline																							0
Applicants who withdrew and/or canceled applying																							1
Total Applications Submitted to the Search Committee			1	2																			3
Applicants Selected for Interview			1	2																			3
Applicant(s) Withdrew, Declined Interview, and/or Declined Position																							0
Applicant(s) Recommended for Final Interview				2																			2
Applicant(s) Selected for the Position(s)				1																			1
	AA		AP		CA		FI		HI		NA		OT		ND						TOTAL		
	M	F	M	F	M	F	M	F	M	F	M	F	M	F	M	F	M	F	M	F	M	F	0
Disabled																							0
Veteran																							0
Gay or Lesbian																							1

AA: African American; AP: Asian/Pacific Islander; CA: Caucasian; FI: Filipino; HI: Hispanic; NA: Native American; OT: Other; UN: Unknown;
 M: Male; F: Female;

FULL-TIME FACULTY POSITIONS SCREENING REPORT
 (Applicant EEO Data by Department Job Posting)

Nursing -- Registered
Nursing - Registered (Medical-Surgical) Instructor

Job # 0150182 FPAC 2015 #19

	APPLICATION STATUS												TOTAL										
	AA		AP		CA		FI		HI		NA			OT		ND							
	M	F	M	F	M	F	M	F	M	F	M	F	M	F	M	F	ND	F	ND	F	ND	TOTAL	
Total Applications Received				2																			4
Applicants Not Meeting Minimum Qualifications																							0
Applicants with Incomplete Application Materials				1																			2
Applicants Late - Not making the position deadline																							0
Applicants who withdrew and/or canceled applying																							0
Total Applications Submitted to the Search Committee				1																			2
Applicants Selected for Interview				1																			2
Applicant(s) Withdrew, Declined Interview, and/or Declined Position				1																			1
Applicant(s) Recommended for Final Interview																							1
Applicant(s) Selected for the Position(s)																							1
Disabled																							0
Veteran																							0
Gay or Lesbian																							0
																							TOTAL
	M	F	M	F	M	F	M	F	M	F	M	F	M	F	M	F	ND	F	ND	F	ND	TOTAL	

AA: African American; AP: Asian/Pacific Islander; CA: Caucasian; FI: Filipino; HI: Hispanic; NA: Native American; OT: Other; UN: Unknown;
 M: Male; F: Female;

FULL-TIME FACULTY POSITIONS SCREENING REPORT
 (Applicant EEO Data by Department Job Posting)

Nursing -- Registered
 Nursing-Registered (Psychosocial) Instructor

Job # 0150181 FPAC 2015 #20

	APPLICATION STATUS																			
	AA		AP		CA		FI		HI		NA		OT		ND		TOTAL			
	M	F	M	F	M	F	M	F	M	F	M	F	M	F	M	F		ND		
Total Applications Received	1	1	1	1	1	4												8		
Applicants Not Meeting Minimum Qualifications	1																	1		
Applicants with Incomplete Application Materials			1		1													2		
Applicants Late - Not making the position deadline																		0		
Applicants who withdrew and/or canceled applying																		0		
Total Applications Submitted to the Search Committee	1	1	1	1	1	3												5		
Applicants Selected for Interview			1		2													3		
Applicant(s) Withdrew, Declined Interview, and/or Declined Position					1													1		
Applicant(s) Recommended for Final Interview			1		1													2		
Applicant(s) Selected for the Position(s)			1															1		
	AA		AP		CA		FI		HI		NA		OT		ND					
Disabled	M	F	M	F	M	F	M	F	M	F	M	F	M	F	M	F	ND	TOTAL		
Veteran																		0		
Gay or Lesbian					1													1		

AA: African American; AP: Asian/Pacific Islander; CA: Caucasian; FI: Filipino; HI: Hispanic; NA: Native American; OT: Other; UN: Unknown;
 M: Male; F: Female;

FULL-TIME FACULTY POSITIONS SCREENING REPORT
 (Applicant EEO Data by Department Job Posting)

Nursing RN
Nursing (Medical-Surgical Nursing) Instructor
 Job # 0160067 (Replacing Job #0150182)

	APPLICATION STATUS												TOTAL										
	AA		AP		CA		FI		HI		NA			OT		ND							
	M	F	M	F	M	F	M	F	M	F	M	F	M	F	M	F	ND	F	ND	F	ND	TOTAL	
Total Applications Received					1	1									1							2	6
Applicants Not Meeting Minimum Qualifications																							0
Applicants with Incomplete Application Materials						1									1								2
Applicants Late - Not making the position deadline																							0
Applicants who withdrew and/or canceled applying					1																2		3
Total Applications Submitted to the Search Committee										1													1
Applicants Selected for Interview										1													1
Applicant(s) Withdrew, Declined Interview, and/or Declined Position																							0
Applicant(s) Recommended for Final Interview										1													1
Applicant(s) Selected for the Position(s)										1													1
	AA		AP		CA		FI		HI		NA		OT		ND								
	M	F	M	F	M	F	M	F	M	F	M	F	M	F	M	F	ND	F	ND	F	ND	TOTAL	
Disabled															1								1
Veteran															1								1
Gay or Lesbian						1									1								2

AA: African American; AP: Asian/Pacific Islander; CA: Caucasian; FI: Filipino; HI: Hispanic; NA: Native American; OT: Other; UN: Unknown;
 M: Male; F: Female;

FULL-TIME FACULTY POSITIONS SCREENING REPORT
 (Applicant EEO Data by Department Job Posting)

Philippine Studies
Philippine Studies Instructor

Job # 160010 FPAC 2015 #5

APPLICATION STATUS	AA		AP		CA		FI		HI		NA		OT		ND		TOTAL	
	M	F	M	F	M	F	M	F	M	F	M	F	M	F	M	F		ND
Total Applications Received			1		4	8											1	14
Applicants Not Meeting Minimum Qualifications						1												1
Applicants with Incomplete Application Materials					2	3											1	6
Applicants Late - Not making the position deadline																		0
Applicants who withdrew and/or canceled applying																		0
Total Applications Submitted to the Search Committee			1		2	4												7
Applicants Selected for Interview					2	2												4
Applicant(s) Withdrew, Declined Interview, and/or Declined Position																		0
Applicant(s) Recommended for Final Interview						1												1
Applicant(s) Selected for the Position(s)						1												1
	AA		AP		CA		FI		HI		NA		OT		ND			
	M	F	M	F	M	F	M	F	M	F	M	F	M	F	M	F	ND	TOTAL
Disabled																		0
Veteran																		0
Gay or Lesbian																		0

AA: African American; AP: Asian/Pacific Islander; CA: Caucasian; FI: Filipino; HI: Hispanic; NA: Native American; OT: Other; UN: Unknown;
 M: Male; F: Female;

FULL-TIME FACULTY POSITIONS SCREENING REPORT
 (Applicant EEO Data by Department Job Posting)

Social Sciences
 Logic & Philosophy Instructor

Job #0160152 FPAC 2016 #34

	AA		AP		CA		FI		HI		NA		OT		ND		TOTAL	
	M	F	M	F	M	F	M	F	M	F	M	F	M	F	M	F		ND
APPLICATION STATUS																		
Total Applications Received	2		3	4	29	5	1		4	1				1				63
Applicants Not Meeting Minimum Qualifications																		0
Applicants with Incomplete Application Materials			1		5	1											1	3
Applicants Late - Not making the position deadline																		0
Applicants who withdrew and/or canceled applying																		0
Total Applications Submitted to the Search Committee	2		3	3	24	4	1		4	1				1		3	6	52
Applicants Selected for Interview			1		7	2				1								13
Applicant(s) Withdrew, Declined Interview, and/or Declined Position			1		2	1				1								7
Applicant(s) Recommended for Final Interview					1													1
Applicant(s) Selected for the Position(s)					1													1
	AA		AP		CA		FI		HI		NA		OT		ND			
	M	F	M	F	M	F	M	F	M	F	M	F	M	F	M	F	ND	TOTAL
Disabled					1													2
Veteran					3													3
Gay or Lesbian					1								1					2

AA: African American; AP: Asian/Pacific Islander; CA: Caucasian; FI: Filipino; HI: Hispanic; NA: Native American; OT: Other; UN: Unknown;
 M: Male; F: Female;

FULL-TIME FACULTY POSITIONS SCREENING REPORT
 (Applicant EEO Data by Department Job Posting)

Speech Communication
 Speech Instructor

Job # 0160189 IPAC 2016 #24

	APPLICATION STATUS																								TOTAL
	AA		AP		CA		FI		HI		NA		OT		ND		TOTAL								
	M	F	M	F	M	F	M	F	M	F	M	F	M	F	M	F		ND							
Total Applications Received	1	1	1	1	8	9	1	2					1	1	1	1	1	1	27						
Applicants Not Meeting Minimum Qualifications					1														1						
Applicants with Incomplete Application Materials					3	2	1												7						
Applicants Late - Not making the position deadline																			0						
Applicants who withdrew and/or canceled applying																			0						
Total Applications Submitted to the Search Committee	1	1	1	1	5	6	1	1	1	1	1	1	1	1	1	1	1	1	17						
Applicants Selected for Interview			1	1	2	4											1	1	8						
Applicant(s) Withdrew, Declined Interview, and/or Declined Position					1														1						
Applicant(s) Recommended for Final Interview			1	1	1														2						
Applicant(s) Selected for the Position(s)			1	1															1						
	AA																								
	AP		CA		FI		HI		NA		OT		ND		TOTAL										
	M	F	M	F	M	F	M	F	M	F	M	F	M	F	M	F	M	F	ND						
Disabled																			1						
Veteran																			1						
Gay or Lesbian					3														3						

AA: African American; AP: Asian/Pacific Islander; CA: Caucasian; FI: Filipino; HI: Hispanic; NA: Native American; OT: Other; UN: Unknown;
 M: Male; F: Female;

FULL-TIME FACULTY POSITIONS SCREENING REPORT
 (Applicant EEO Data by Department Job Posting)

Women's Studies
 Women's Studies Instructor/Coordinator - Sexual Violence Prevention Program
 Job # 160195 FPAC 2015 #21

	AA		AP		CA		FI		HI		NA		OT		ND		TOTAL
	M	F	M	F	M	F	M	F	M	F	M	F	M	F	M	F	
	ND	M	ND	M	ND	M	ND	M	ND	M	ND	M	ND	M	ND	M	
APPLICATION STATUS																	
Total Applications Received	5	1	4	15	1	1	1	4						2	1	3	37
Applicants Not Meeting Minimum Qualifications	1	1	1	2			1							1		2	8
Applicants with Incomplete Application Materials	2	3	8	8	1	2								1	1	1	18
Applicants Late - Not making the position deadline																	0
Applicants who withdrew and/or canceled applying																	0
Total Applications Submitted to the Search Committee	2	1	5	5	1	1	1							1			11
Applicants Selected for Interview				4	1												5
Applicant(s) Withdrew, Declined Interview, and/or Declined Position				1													1
Applicant(s) Recommended for Final Interview				2													2
Applicant(s) Selected for the Position(s)				1													1
	AA		AP		CA		FI		HI		NA		OT		ND		
	M	F	M	F	M	F	M	F	M	F	M	F	M	F	M	F	TOTAL
Disabled				1				1									2
Veteran				1													1
Gay or Lesbian				5	1									1	1	1	9

AA: African American; AP: Asian/Pacific Islander; CA: Caucasian; FI: Filipino; HI: Hispanic; NA: Native American; OT: Other; UN: Unknown;
 M: Male; F: Female;

ADMINISTRATIVE POSITIONS SCREENING REPORT
(Applicant EEO Data by Job Posting)

Division: Academic Affairs/Workforce & Economic Development
Interim Associate Dean Academic Affairs - Adult Education Affairs/Programs (AB86)

APPLICATION STATUS	Job #150198 (District Applicants only)												TOTAL				
	AA		AP		CA		FI		HI		NA			OT		ND	
	M	F	M	F	M	F	M	F	M	F	M	F		M	F		
Total Applications Received						3											3
Applicants Not Meeting Minimum Qualifications																	0
Applicants with Incomplete Application Materials																	0
Applicants Late - Not making the position deadline																	
Applicants who withdrew and/or canceled applying																	0
Total Applications Submitted to the Search Committee						3											3
Applicants Selected for Interview																	0
Applicant(s) Withdrew, Declined Interview, and/or Declined Position																	0
Applicant(s) Recommended for Final Interview																	0
Applicant(s) Selected for the Position(s)						1											1
	AA		AP		CA		FI		HI		NA		OT		ND		
	M	F	M	F	M	F	M	F	M	F	M	F	M	F	M	F	TOTAL
Disabled																	0
Veteran																	0
Gay or Lesbian						2											2

AA: African American; AP: Asian/Pacific Islander; CA: Caucasian; FI: Filipino; HI: Hispanic; NA: Native American; OT: Other; ND: Not Disclosed;
M: Male; F: Female;

ADMINISTRATIVE POSITIONS SCREENING REPORT
(Applicant EEO Data by Job Posting)

Division: Academic Affairs/Workforce & Economic Development
Interim Associate Dean Academic Affairs - California Career Pathways Trust (CCPT)

	Job # 150211 (District Applicants only)																			
	AA		AP		CA		FI		HI		NA		OT		ND		TOTAL			
	M	F	M	F	M	F	M	F	M	F	M	F	M	F	M	F		ND		
APPLICATION STATUS																				
Total Applications Received					1	2											1	4		
Applicants Not Meeting Minimum Qualifications																		0		
Applicants with Incomplete Application Materials																		0		
Applicants Late - Not making the position deadline																				
Applicants who withdrew and/or canceled applying																		0		
Total Applications Submitted to the Search Committee			1	2													1	4		
Applicants Selected for Interview																		0		
Applicant(s) Withdrew, Declined Interview, and/or Declined Position																		0		
Applicant(s) Recommended for Final Interview																		0		
Applicant(s) Selected for the Position(s)					1													1		
AA																				
M		F		M		F		M		F		M		F		M		F		TOTAL
																				0
Veteran																				
																				0
Gay or Lesbian																				
																				0

AA: African American; AP: Asian/Pacific Islander; CA: Caucasian; FI: Filipino; HI: Hispanic; NA: Native American; OT: Other; ND: Not Disclosed;
M: Male; F: Female;

ADMINISTRATIVE POSITIONS SCREENING REPORT
(Applicant EEO Data by Job Posting)

**Division: Chancellor's
Interim Vice Chancellor Finance & Administration**

Job # 150110

APPLICATION STATUS	AA		AP		CA		FI		HI		NA		OT		ND		TOTAL
	M	F	M	F	M	F	M	F	M	F	M	F	M	F	M	F	
Total Applications Received					4												4
Applicants Not Meeting Minimum Qualifications																	0
Applicants with Incomplete Application Materials					1												1
Applicants Late - Not making the position deadline																	
Applicants who withdrew and/or canceled applying																	0
Total Applications Submitted to the Search Committee					3												3
Applicants Selected for Interview					3												3
Applicant(s) Withdrew, Declined Interview, and/or Declined Position																	0
Applicant(s) Recommended for Final Interview					3												3
Applicant(s) Selected for the Position(s)					1												1
Disabled																	0
Veteran																	0
Gay or Lesbian																	0

AA: African American; AP: Asian/Pacific Islander; CA: Caucasian; FI: Filipino; HI: Hispanic; NA: Native American; OT: Other; ND: Not Disclosed;
M: Male; F: Female;

ADMINISTRATIVE POSITIONS SCREENING REPORT
(Applicant EEO Data by Job Posting)

**Division: Chancellor's
Vice Chancellor Student Development**

Job # 150032

APPLICATION STATUS	AA		AP		CA		FI		HI		NA		OT		ND		TOTAL
	M	F	M	F	M	F	M	F	M	F	M	F	M	F	M	F	
Total Applications Received	5	1	5	3	3	2	1		3							1	24
Applicants Not Meeting Minimum Qualifications	2		2	1	1	1			1								8
Applicants with Incomplete Application Materials			1														1
Applicants Late - Not making the position deadline																	0
Applicants who withdrew and/or canceled applying						1			1								2
Total Applications Submitted to the Search Committee	3	1	2		2				1								9
Applicants Selected for Interview	2	1	2						1								6
Applicant(s) Withdrew, Declined Interview, and/or Declined Position	1	1															2
Applicant(s) Recommended for Final Interview	1		1						1								3
Applicant(s) Selected for the Position(s)	1																1
	AA		AP		CA		FI		HI		NA		OT		ND		
	M	F	M	F	M	F	M	F	M	F	M	F	M	F	M	F	TOTAL
Disabled						1			1								2
Veteran			1														1
Gay or Lesbian					1	1			2								4

AA: African American; AP: Asian/Pacific Islander; CA: Caucasian; FI: Filipino; HI: Hispanic; NA: Native American; OT: Other; ND: Not Disclosed;
M: Male; F: Female;

ADMINISTRATIVE POSITIONS SCREENING REPORT
(Applicant EEO Data by Job Posting)

Division: Academic Affairs
Dean School of behavioral Sciences, Social Sciences & Multicultural Studies
Job # 160016

		AA		AP		CA		FI		HI		NA		OT		ND		TOTAL	
		M	F	M	F	M	F	M	F	M	F	M	F	M	F	M	F		ND
APPLICATION STATUS																			
Total Applications Received		1	1	1	2	4	1	1		3		1		1	1	1	2	2	22
Applicants Not Meeting Minimum Qualifications		1		1		1		1		1				1					5
Applicants with Incomplete Application Materials						1		1		1									2
Applicants Late - Not making the position deadline																			0
Applicants who withdrew and/or canceled applying															1				1
Total Applications Submitted to the Search Committee		1		2	2	2	1	1	1	1	1	1	1	1		1	2	2	14
Applicants Selected for Interview		1		1	1	1	1	1	1	1	1	1	1	1		1	1	1	7
Applicant(s) Withdrew, Declined Interview, and/or Declined Position																			2
Applicant(s) Recommended for Final Interview				1												1			2
Applicant(s) Selected for the Position(s)				1															1
Demographics																			
Disabled																			0
Veteran																			0
Gay or Lesbian						1				1		1				1	1	1	5

AA: African American; AP: Asian/Pacific Islander; CA: Caucasian; FI: Filipino; HI: Hispanic; NA: Native American; OT: Other; ND: Not Disclosed;
M: Male; F: Female;

ADMINISTRATIVE POSITIONS SCREENING REPORT
(Applicant EEO Data by Job Posting)

**Division: Chancellor's
Vice Chancellor Human Resources**

Job # 160023

	AA		AP		CA		FI		HI		NA		OT		ND		TOTAL		
	M	F	M	F	M	F	M	F	M	F	M	F	M	F	M	F			
APPLICATION STATUS																			
Total Applications Received			1	1	6	3								1	2			14	
Applicants Not Meeting Minimum Qualifications					1													1	
Applicants with Incomplete Application Materials			1		3	1									1			6	
Applicants Late - Not making the position deadline																		0	
Applicants who withdrew and/or canceled applying					1													1	
Total Applications Submitted to the Search Committee																		0	
Applicants Selected for Interview			1		2													3	
Applicant(s) Withdrew, Declined Interview, and/or Declined Position																		0	
Applicant(s) Recommended for Final Interview			1		1													2	
Applicant(s) Selected for the Position(s)			1															1	
Demographics																			
Disabled		AA		AP		CA		FI		HI		NA		OT		ND		TOTAL	
M	F	M	F	M	F	M	F	M	F	M	F	M	F	M	F	M	F	ND	
																			3
Veteran		AA		AP		CA		FI		HI		NA		OT		ND		TOTAL	
M	F	M	F	M	F	M	F	M	F	M	F	M	F	M	F	M	F	ND	
						1													3
Gay or Lesbian		AA		AP		CA		FI		HI		NA		OT		ND		TOTAL	
M	F	M	F	M	F	M	F	M	F	M	F	M	F	M	F	M	F	ND	
				1	1														2

AA: African American; AP: Asian/Pacific Islander; CA: Caucasian; FI: Filipino; HI: Hispanic; NA: Native American; OT: Other; ND: Not Disclosed;
M: Male; F: Female;

ADMINISTRATIVE POSITIONS SCREENING REPORT
(Applicant EEO Data by Job Posting)

Division: Academic Affairs/ Workforce & Economic Development
Associate Dean Academic Affairs - CTE Pathways (CCCC Strong Workforce Program)

Job # 160114

APPLICATION STATUS		AA		AP		CA		FI		HI		NA		OT		ND		TOTAL
		M	F	M	F	M	F	M	F	M	F	M	F	M	F	M	F	
Total Applications Received		2	3	1		4	5			2	1				1		1	20
Applicants Not Meeting Minimum Qualifications		2	1															3
Applicants with Incomplete Application Materials																		0
Applicants Late - Not making the position deadline																		0
Applicants who withdrew and/or canceled applying																		0
Total Applications Submitted to the Search Committee		2	1	1		4	5			2	1				1		1	17
Applicants Selected for Interview						3	2			1	1							7
Applicant(s) Withdrew, Declined Interview, and/or Declined Position						1	1			1								3
Applicant(s) Recommended for Final Interview							1				1							2
Applicant(s) Selected for the Position(s)											1							1
		AA		AP		CA		FI		HI		NA		OT		ND		
M	F	ND	M	F	ND	M	F	ND	M	F	ND	M	F	ND	M	F	ND	TOTAL
1																		1
1																		1
						1				1								2

AA: African American; AP: Asian/Pacific Islander; CA: Caucasian; FI: Filipino; HI: Hispanic; NA: Native American; OT: Other; ND: Not Disclosed;
M: Male; F: Female;

ADMINISTRATIVE POSITIONS SCREENING REPORT
(Applicant EEO Data by Job Posting)

Division: Academic Affairs
Associate Vice Chancellor of Instruction - School & Center Deans

	Job # 160197																							
	APPLICATION STATUS																							
	AA		AP		CA		FI		HI		NA		OT		ND		TOTAL							
M	F	M	F	M	F	M	F	M	F	M	F	M	F	M	F	M	F	M	F	M	F	M	F	
Total Applications Received																								
1		2	1	13	3			2								1	1	1	1			25		
Applicants Not Meeting Minimum Qualifications																								
		2		4				1														7		
Applicants Not Passing Equivalency																								
				1																		1		
Applicants with Incomplete Application Materials																								
1																						1		
Applicants Late - Not making the position deadline																								
																						0		
Applicants who withdrew and/or canceled applying																								
				1																		1		
Total Applications Submitted to the Search Committee																								
		1		8	3			1								1	1	1	1			16		
Applicants Selected for Interview																								
				2	2			1								1	1	1	1			8		
Applicant(s) Withdrew, Declined Interview, and/or Declined Position																								
				1																		1		
Applicant(s) Recommended for Final Interview																								
				1	1			1														3		
Applicant(s) Selected for the Position(s)																								
								1														1		
Disabled																								
																						0		
Veteran																								
																						0		
Gay or Lesbian																								
																						1		

AA: African American; AP: Asian/Pacific Islander; CA: Caucasian; FI: Filipino; HI: Hispanic; NA: Native American; OT: Other; ND: Not Disclosed;
M: Male; F: Female;

ADMINISTRATIVE POSITIONS SCREENING REPORT
(Applicant EEO Data by Job Posting)

Division: Chancellor's/Institutional Effectiveness
Director of Community Development

Job # 160166

	AA		AP		CA		FI		HI		NA		OT		ND		TOTAL
	M	F	M	F	M	F	M	F	M	F	M	F	M	F	M	F	
APPLICATION STATUS																	
Total Applications Received	2	1	1	1	6	2	1	1						1	1		16
Applicants Not Meeting Minimum Qualifications	1	1	1		1												3
Applicants with Incomplete Application Materials	1				2	1	1	1						1			6
Applicants Late - Not making the position deadline																	0
Applicants who withdrew and/or canceled applying																	0
Total Applications Submitted to the Search Committee	1	1	1	1	3	1									1		7
Applicants Selected for Interview	1				3	1									1		6
Applicant(s) Withdrew, Declined Interview, and/or Declined Position	1				1												1
Applicant(s) Recommended for Final Interview	1				2										1		4
Applicant(s) Selected for the Position(s)	1																1
	AA		AP		CA		FI		HI		NA		OT		ND		
	M	F	M	F	M	F	M	F	M	F	M	F	M	F	M	F	TOTAL
Disabled																	0
Veteran																	0
Gay or Lesbian																	0

AA: African American; AP: Asian/Pacific Islander; CA: Caucasian; FI: Filipino; HI: Hispanic; NA: Native American; OT: Other; ND: Not Disclosed;
M: Male; F: Female

ADMINISTRATIVE POSITIONS SCREENING REPORT
(Applicant EEO Data by Job Posting)

Division: Academic Affairs
Interim Center Dean, John Adams Center

Job # 160061

		APPLICATION STATUS												TOTAL							
		AA		AP		CA		FI		HI		NA			OT		ND				
M	F	ND	M	F	ND	M	F	ND	M	F	ND	M	F	ND	M	F	ND	M	F	ND	TOTAL
1	2	2	1	5	5	1	1	1	1												19
																					0
1				1																	2
																					0
1	1	2	1	4	5	1	1	1	1												17
				1																	1
				1	3	3															7
				1	2																3
				1	1	1															3
				1																	1
AA		AP		CA		FI		HI		NA		OT		ND		TOTAL					
M	F	ND	M	F	ND	M	F	ND	M	F	ND	M	F	ND	M	F	ND	M	F	ND	TOTAL
1																					1
																					0
				1																	1

Disabled

Veteran

Gay or Lesbian

AA: African American; AP: Asian/Pacific Islander; CA: Caucasian; FI: Filipino; HI: Hispanic; NA: Native American; OT: Other; ND: Not Disclosed;
M: Male; F: Female

ADMINISTRATIVE POSITIONS SCREENING REPORT
(Applicant EEO Data by Job Posting)

Division: Student Development
Associate Dean of Student Equity

Job # 170010

APPLICATION STATUS	AA		AP		CA		FI		HI		NA		OT		ND		TOTAL
	M	F	M	F	M	F	M	F	M	F	M	F	M	F	M	F	
Total Applications Received	11	1	1	1	3	5	2	2	5	5			1	1	1	2	41
Applicants Not Meeting Minimum Qualifications	1		1		1			1									4
Applicants with Incomplete Application Materials	4	1	1	1	3	1		1	1				1				13
Applicants Late - Not making the position deadline																	0
Applicants who withdrew and/or canceled applying		1											1				2
Total Applications Submitted to the Search Committee	6	1	1	1	2	2	2	3	4					1	2	22	
Applicants Selected for Interview	1	1					1	1								4	
Applicant(s) Withdrew, Declined Interview, and/or Declined Position							1									1	
Applicant(s) Recommended for Final Interview	1	1						1								3	
Applicant(s) Selected for the Position(s)	1															1	
Disabled																	
Veteran														1			1
Gay or Lesbian	2	1	1	1	4			2	1								11

AA: African American; AP: Asian/Pacific Islander; CA: Caucasian; FI: Filipino; HI: Hispanic; NA: Native American; OT: Other; ND: Not Disclosed;
M: Male; F: Female

ADMINISTRATIVE POSITIONS SCREENING REPORT
(Applicant EEO Data by Job Posting)

Division: Chancellor's / Institutional Development
Associate Vice Chancellor of Institutional Development

Job # 170007

APPLICATION STATUS	AA		AP		CA		FI		HI		NA		OT		ND		TOTAL
	M	F	M	F	M	F	M	F	M	F	M	F	M	F	M	F	
Total Applications Received	1	1	3	3	2	1	1	1					1				14
Applicants Not Meeting Minimum Qualifications																	0
Applicants with Incomplete Application Materials			2	2												1	5
Applicants Late - Not making the position deadline																	0
Applicants who withdrew and/or canceled applying	1																1
Total Applications Submitted to the Search Committee	1		1	1	2	1	1	1					1				8
Applicants Selected for Interview	1				2	1	1	1					1				6
Applicant(s) Withdrew, Declined Interview, and/or Declined Position			1	1	1												3
Applicant(s) Recommended for Final Interview					1												1
Applicant(s) Selected for the Position(s)					1												1
Disabled																	0
Veteran					2												2
Gay or Lesbian			1													1	2

AA: African American; AP: Asian/Pacific Islander; CA: Caucasian; FI: Filipino; HI: Hispanic; NA: Native American; OT: Other; ND: Not Disclosed;
M: Male; F: Female

ADMINISTRATIVE POSITIONS SCREENING REPORT
(Applicant EEO Data by Job Posting)

Division: Chancellor's / Institutional Development
Dean of Grants & Research Development

Job # 170067

		APPLICATION STATUS												TOTAL																																																																																																																																		
		AA		AP		CA		FI		HI		NA			OT		ND																																																																																																																															
M	F	ND	M	F	ND	M	F	ND	M	F	ND	M	F	ND	M	F	ND	M	F	ND	M	F	ND	TOTAL																																																																																																																								
1	3		2	2	1	2																		15																																																																																																																								
1																									1																																																																																																																							
1					1																				2																																																																																																																							
																									0																																																																																																																							
																									0																																																																																																																							
2	2	2	2	2	2				1	1															12																																																																																																																							
1	1	2	1	2	1																				6																																																																																																																							
																									0																																																																																																																							
1																									1																																																																																																																							
Disabled																																																																																																																																																
Veteran																																																																																																																																																
Gay or Lesbian																																																																																																																																																
<table border="1"> <thead> <tr> <th colspan="2">AA</th> <th colspan="2">AP</th> <th colspan="2">CA</th> <th colspan="2">FI</th> <th colspan="2">HI</th> <th colspan="2">NA</th> <th colspan="2">OT</th> <th colspan="2">ND</th> <th colspan="2">TOTAL</th> </tr> <tr> <th>M</th> <th>F</th> <th>ND</th> <th>M</th> <th>F</th> <th>ND</th> <th>M</th> <th>F</th> <th>ND</th> <th>M</th> <th>F</th> <th>ND</th> <th>M</th> <th>F</th> <th>ND</th> <th>M</th> <th>F</th> <th>ND</th> <th>M</th> <th>F</th> <th>ND</th> <th>M</th> <th>F</th> <th>ND</th> <th>TOTAL</th> </tr> </thead> <tbody> <tr> <td>1</td> <td></td> <td></td> <td></td> <td></td> <td></td> <td></td> <td></td> <td></td> <td></td> <td></td> <td></td> <td></td> <td></td> <td></td> <td></td> <td></td> <td></td> <td></td> <td></td> <td></td> <td></td> <td></td> <td></td> <td></td> <td>1</td> </tr> <tr> <td>1</td> <td></td> <td></td> <td></td> <td></td> <td></td> <td></td> <td></td> <td></td> <td></td> <td></td> <td></td> <td></td> <td></td> <td></td> <td></td> <td></td> <td></td> <td></td> <td></td> <td></td> <td></td> <td></td> <td></td> <td></td> <td>1</td> </tr> <tr> <td>1</td> <td></td> <td></td> <td></td> <td></td> <td></td> <td></td> <td></td> <td></td> <td></td> <td></td> <td></td> <td></td> <td></td> <td></td> <td></td> <td></td> <td></td> <td></td> <td></td> <td></td> <td></td> <td></td> <td></td> <td></td> <td>1</td> </tr> </tbody> </table>																								AA		AP		CA		FI		HI		NA		OT		ND		TOTAL		M	F	ND	M	F	ND	M	F	ND	M	F	ND	M	F	ND	M	F	ND	M	F	ND	M	F	ND	TOTAL	1																									1	1																									1	1																									1
AA		AP		CA		FI		HI		NA		OT		ND		TOTAL																																																																																																																																
M	F	ND	M	F	ND	M	F	ND	M	F	ND	M	F	ND	M	F	ND	M	F	ND	M	F	ND	TOTAL																																																																																																																								
1																									1																																																																																																																							
1																									1																																																																																																																							
1																									1																																																																																																																							

AA: African American; AP: Asian/Pacific Islander; CA: Caucasian; FI: Filipino; HI: Hispanic; NA: Native American; OT: Other; ND: Not Disclosed;
M: Male; F: Female

ADMINISTRATIVE POSITIONS SCREENING REPORT
(Applicant EEO Data by Job Posting)

Division: Academic Affairs / Workforce & Economic Development
Director of Apprenticeship & Instructional Services Agreements

	Job # 170047																								
	APPLICATION STATUS																								
	AA		AP		CA		FI		HI		NA		OT		ND		TOTAL								
M	F	M	F	M	F	M	F	M	F	M	F	M	F	M	F	M	F	M	F	M	F	M	F		
Total Applications Received																									
2	1	1	3	5			1							1										14	
Applicants Not Meeting Minimum Qualifications																									
							1																	1	
Applicants with Incomplete Application Materials																									
		1	1																					2	
Applicants Late - Not making the position deadline																									
					1																			0	
Applicants who withdrew and/or canceled applying																									
						2	4							1										10	
Total Applications Submitted to the Search Committee																									
1			1	1										1										4	
Applicants Selected for Interview																									
																								1	
Applicant(s) Withdrew, Declined Interview, and/or Declined Position																									
1			1	1																				3	
Applicant(s) Recommended for Final Interview																									
																								1	
Applicant(s) Withdrew, Declined Interview, and/or Declined Position																									
1																								1	
Applicant(s) Selected for the Position(s)																									
AA																									
M		F		M		F		M		F		M		F		M		F		M		F		TOTAL	
																								0	
Veteran																									
																								0	
Gay or Lesbian																									
				1																		1		2	

AA: African American; AP: Asian/Pacific Islander; CA: Caucasian; FI: Filipino; HI: Hispanic; NA: Native American; OT: Other; ND: Not Disclosed;
M: Male; F: Female

ADMINISTRATIVE POSITIONS SCREENING REPORT
(Applicant EEO Data by Job Posting)

**Division: Chancellor's
Interim Vice Chancellor Academic Affairs**

Job # 170115

APPLICATION STATUS	AA		AP		CA		FI		HI		NA		OT		ND		TOTAL
	M	F	M	F	M	F	M	F	M	F	M	F	M	F	M	F	
Total Applications Received			1	1					1								3
Applicants Not Meeting Minimum Qualifications																	0
Applicants with Incomplete Application Materials																	0
Applicants Late - Not making the position deadline																	0
Applicants who withdrew and/or canceled applying																	0
Total Applications Submitted to the Search Committee																	0
Applicants Selected for Interview																	0
Applicant(s) Withdrew, Declined Interview, and/or Declined Position																	0
Applicant(s) Recommended for Final Interview			1	1					1								3
Applicant(s) Selected for the Position(s)			1														1
Disabled																	0
Veteran																	0
Gay or Lesbian																	0

AA: African American; AP: Asian/Pacific Islander; CA: Caucasian; FI: Filipino; HI: Hispanic; NA: Native American; OT: Other; ND: Not Disclosed;
M: Male; F: Female

SEARCH COMMITTEE COMPOSITION REPORT

**Fall 2016 - Spring 2017
& Fall 2017**

(Pages 83 – 85)

SEARCH COMMITTEE MEMBERS BY ETHNICITY/GENDER
(Tenure-Track Full-Time Faculty Positions)

AA: African American; AP: Asian/Pacific Islander; CA: Caucasian; FI: Filipino; HI: Hispanic; NA: American Indian/Alaskan Native; OT: Other; ND: Not Disclosed

M: Male; F: Female; T: Tenure-Track; L: Long-Term Substitute; C: Categorically-Funded

FPAC year & #	Department/Position Title	Job #	AA		AP		CA		FI		HI		NA		OT/ND		TOTAL
			M	F	M	F	M	F	M	F	M	F	M	F	M	F	
2016 #25	ARCHITECTURE INSTRUCTOR	160158		1		1			1		1						4
2014 #25	ASIAN AMERICAN STUDIES INSTRUCTOR	150034				2		1			1						4
2016 #1	AUTOMOTIVE MECHANICS INSTRUCTOR	160211		1			2			1							4
2015 #11	SOCIOLOGY INSTRUCTOR	150176			1	1	1	1									4
2015 #37	BIOLOGICAL SCIENCES INSTRUCTOR (ANATOMY & PHYSIOLOGY)	160091			1		3					1					5
2015 #36	BIOLOGICAL SCIENCES INSTRUCTOR (BIOLOGICAL SCIENCE DEPT)	160075					3	2			1						6
2015 #13 & #18	BUSINESS / MICROCOMPUTER APPLICATIONS INSTRUCTOR	150202	1	1			1	1		1							5
2016 #4	CINEMA PRODUCTION INSTRUCTOR	160176					1	2	1								4
2014 #15	COMPUTER NETWORKING & INFO TECH INSTRUCTOR	150041					1	2				1					4
2016 #6	COMPUTER NETWORKING & INFO TECH INSTRUCTOR	160150					3	2									5
2016 #17	COMPUTER SCIENCE INSTRUCTOR	160178			1		2	1									4
2016 #30	CAREER COUNSELOR/JOB DEVELOPER (CONT STUD COUNS DEPT)	160202		1	1		1			1							5
2016 #9 & #26	COUNSELOR (CONTINUING STUDENT COUNSEL DEPT)	160190		1	1		1	1				2					6
2016 #8	COUNSELOR/INTERCOLLEGIATE ATHLETICS	160198		2	2	2	2										8
2015 #41	DISABLED STUDENTS PROGRAMS & SERVICES	160148	1			2		1									4

**SEARCH COMMITTEE MEMBERS BY ETHNICITY/GENDER
(Tenure-Track Full-Time Faculty Positions)**

AA: African American; AP: Asian/Pacific Islander; CA: Caucasian; FI: Filipino; HI: Hispanic; NA: American Indian/Alaskan Native; OT: Other; ND: Not Disclosed

M: Male; F: Female; T: Tenure-Track; L: Long-Term Substitute; C: Categorically-Funded

FPAC year & #	Department/Position Title	Job #	AA		AP		CA		FI		HI		NA		OT/ND		TOTAL
			M	F	M	F	M	F	M	F	M	F	M	F	M	F	
2016 #11	ENGLISH INSTRUCTOR	160174	1	1			1	2									5
2016 #13, #14, #15	ENGLISH AS A SECOND LANGUAGE INSTRUCTOR	160173			1		1	3									5
2014 #3	EMERGENCY MEDICAL TECHNICIAN INSTRUCTOR	160089		1			2						1				4
2016 #17	MEDICAL ASSISTING PROGRAM INSTRUCTOR	160172				1	2							1			4
2016 #18	HEALTH EDUCATION INSTRUCTOR	160153				1	2				1						4
2016 #29	HEALTH ED INSTRUCTOR/HEALTH CARE INTERPRETER COORDIN	160200				1	2				1						4
2014 #8	COUNSELOR (INTERNATIONAL STUDENT COUNS PROGRAM)	160032		2			1	1									4
2016 #19	MATHEMATICS INSTRUCTOR	160160				1	1	1								1	4
2016 #2, #3, #5, #16, #21	COUNSELOR (NEW STUDENT COUNSELING DEPARTMENT)	160210				1					2	1					4
3/6/2015	COUNSELOR - STUDENT SUCCESS & SUPPORT PROGRAM (NEW STUDENT COUNSELING DEPARTMENT)	150113				1			1			2				1	5
3/6/2015	COUNSELOR - STUDENT SUCCESS & SUPPORT PROGRAM (NEW STUDENT COUNSELING DEPARTMENT)	160072	1	1		1	1					1					5
2015 #48	NURSING MEDICAL SURGICAL INSTRUCTOR (NURSING - LVN)	150119						1	2								4
2015 #22	NURSING INSTRUCTOR (MEDICAL-SURGICAL) - NURSING - RN DEPARTMENT	150182				1	1	1				1					4
2015 #20	NURSING INSTRUCTOR (PSYCHOSOCIAL) - NURSING RN DEPARTMENT	150181				1	1	1				1					4

SEARCH COMMITTEE MEMBERS BY ETHNICITY/GENDER
(Tenure-Track Full-Time Faculty Positions)

AA: African American; AP: Asian/Pacific Islander; CA: Caucasian; FI: Filipino; HI: Hispanic; NA: American Indian/Alaskan Native; OT: Other; ND: Not Disclosed

M: Male; F: Female; T: Tenure-Track; L: Long-Term Substitute; C: Categorically-Funded

FPAC year & #	Department/Position Title	Job #	AA		AP		CA		FI		HI		NA		OT/ND		TOTAL
			M	F	M	F	M	F	M	F	M	F	M	F	M	F	
2016 #22	NURSING INSTRUCTOR (MEDICAL-SURGICAL NURSING) - NURSING RN DEPARTMENT	160067			1	1	3										5
2015 #5	PHILIPPINE STUDIES INSTRUCTOR	160010					1		1	2	1						5
2016 #34	LOGIC AND PHILOSOPHY INSTRUCTOR	160152					1				1	1	1				4
2016 #24	SPEECH INSTRUCTOR	160189			1	1	2										4
2015 #21	WOMEN'S STUDIES INSTR/COORDINATOR	160195					2				1				1		4
	SUB TOTAL		4	13	9	20	42	4	4	11	12	2	1	2	1		154
	TOTAL		17		29	71	8	23	3								100%
	% of the Total Members Served		11.0%		18.8%	46.1%	5.2%	14.9%	1.9%	1.9%	1.9%	1.9%	1.9%	1.9%	1.9%		100%

Note: Percentages may not be exact due to rounding.

**SEARCH COMMITTEE MEMBERS BY ETHNICITY/GENDER
(Administrative Positions)**

Position Title	Job #	AA		AP		CA		FI		HI		NA		OT/ND		TOTAL
		M	F	M	F	M	F	M	F	M	F	M	F	M	F	
		Interim VC Finance & Administration	150110			2	2						1			
VC Student Development	150032	2		1	1	3		1								8
Dean, School of Behavioral Sciences, Social Science, & Multicultural Studies	160016				1	2	1			1					1	6
VC Human Resources	160023 & 160112															6
Associate Dean Acad Affairs - CTE Pathways (CCCCO Strong Workforce Program Funding)	160114	1	1			4										6
Associate Vice Chancellor Instruction - School & Center Deans	160197	1		2	2	1					1					7
Director of Community Development	160166	1		1	2	1	1				1					7
Interim Center Dean John Adams Ctr	160082	1	1			1				1		1			1	7
Associate Dean of Student Equity	170010	1		1		1				2	1					6
Associate VC Institutional Development	170007			1	1	3					1					6
Dean of Grants & Resource Development	170067			1		1				1	1	1				5
Director of Apprenticeship & Instructional Services Agreements	170047	2			2	1		1								6
SUB TOTAL		1	10	5	8	11	20	2	2	5	7	1	1	0	2	75
TOTAL		11	13	31	4	12	2	2	4	12	2	2	2	2	2	75
% of the Total Members Served		14.7%	17.3%	41.3%	5.3%	16.0%	2.7%	2.7%	5.3%	16.0%	2.7%	2.7%	2.7%	2.7%	2.7%	100%

Note: Percentages may not be exact due to rounding.

EMPLOYEE DATA REPORT

Fall 2016 & Fall 2017

The data represented on the *Employee Data Report* reflects the number of employees sorted by department by employee type, gender, and ethnicity. This data is submitted to the State Chancellor's Office by the District's IT and Research & Planning Departments.

(Pages 86 – 107)

EMPLOYEE DATA REPORT

Fall 2016

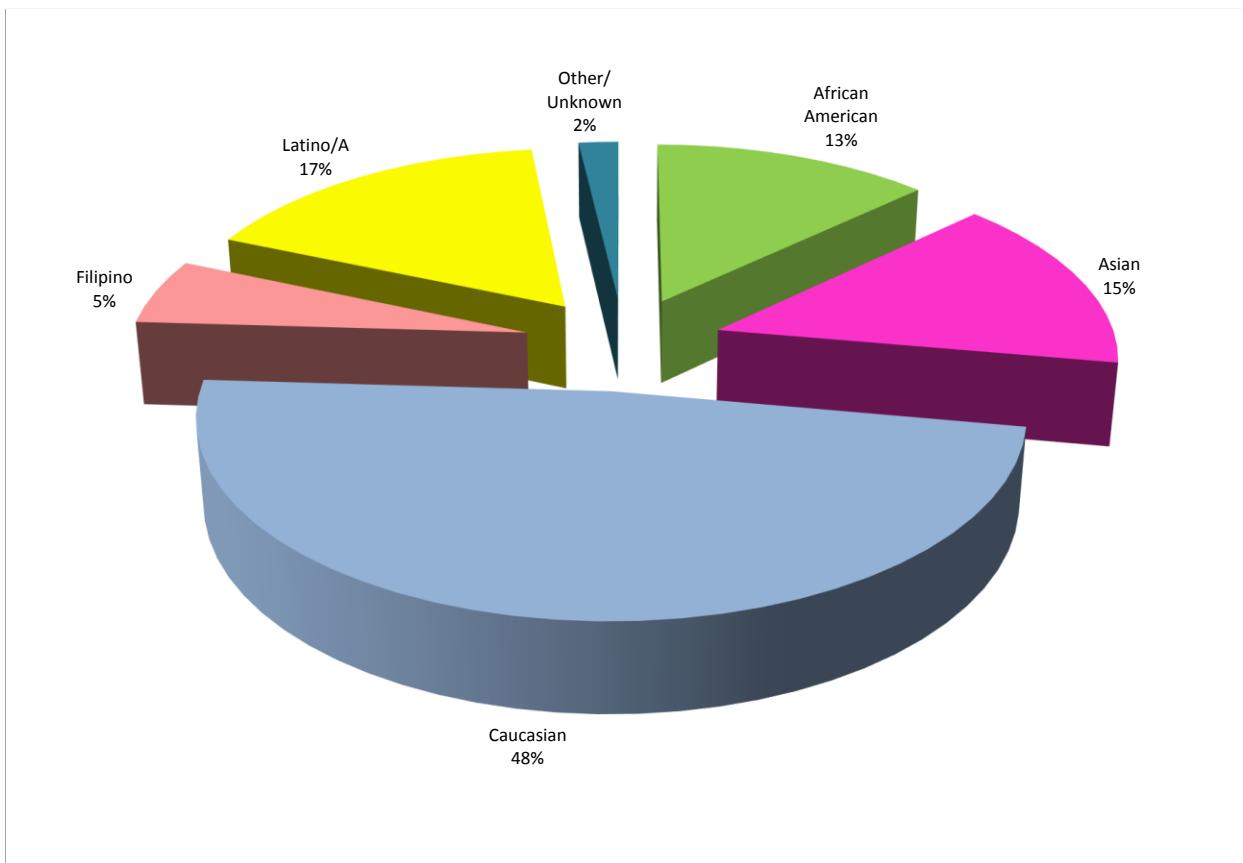
(Pages 86 – 96)

ADMINISTRATORS (Fall 2016 Staff Data)

ETHNIC / GENDER / AFFIRMATIVE ACTION DATA

	AFRICAN AMERICAN		ASIAN		CAUCASIAN		FILIPINO		LATINO/A		NATIVE AMERICAN		OTHER/ UNKNOWN		PACIFIC ISLANDER		SOUTHEAST ASIAN		TOTAL FILLED POSITIONS	
	#	PCT.	#	PCT.	#	PCT.	#	PCT.	#	PCT.	#	PCT.	#	PCT.	#	PCT.	#	PCT.	#	PCT.
FEMALE	4	7%	5	9%	16	30%	1	2%	4	7%	0	0%	1	2%	0	0%	0	0%	31	57%
MALE	3	6%	3	6%	10	19%	2	4%	5	9%	0	0%	0	0%	0	0%	0	0%	23	43%
TOTAL	7	13%	8	15%	26	48%	3	6%	9	17%	0	0%	1	2%	0	0%	0	0%	54	100%
DISABLED	0	0%	0	0%	2	4%	0	0%	1	2%	0	0%	1	2%	0	0%	0	0%	4	7%
VETERAN	0	0%	0	0%	0	0%	1	2%	0	0%	0	0%	0	0%	0	0%	0	0%	1	2%
GAY/LESBIAN	0	0%	0	0%	5	9%	0	0%	2	4%	0	0%	0	0%	0	0%	0	0%	7	13%

Note: Percentages may not be exact due to rounding.

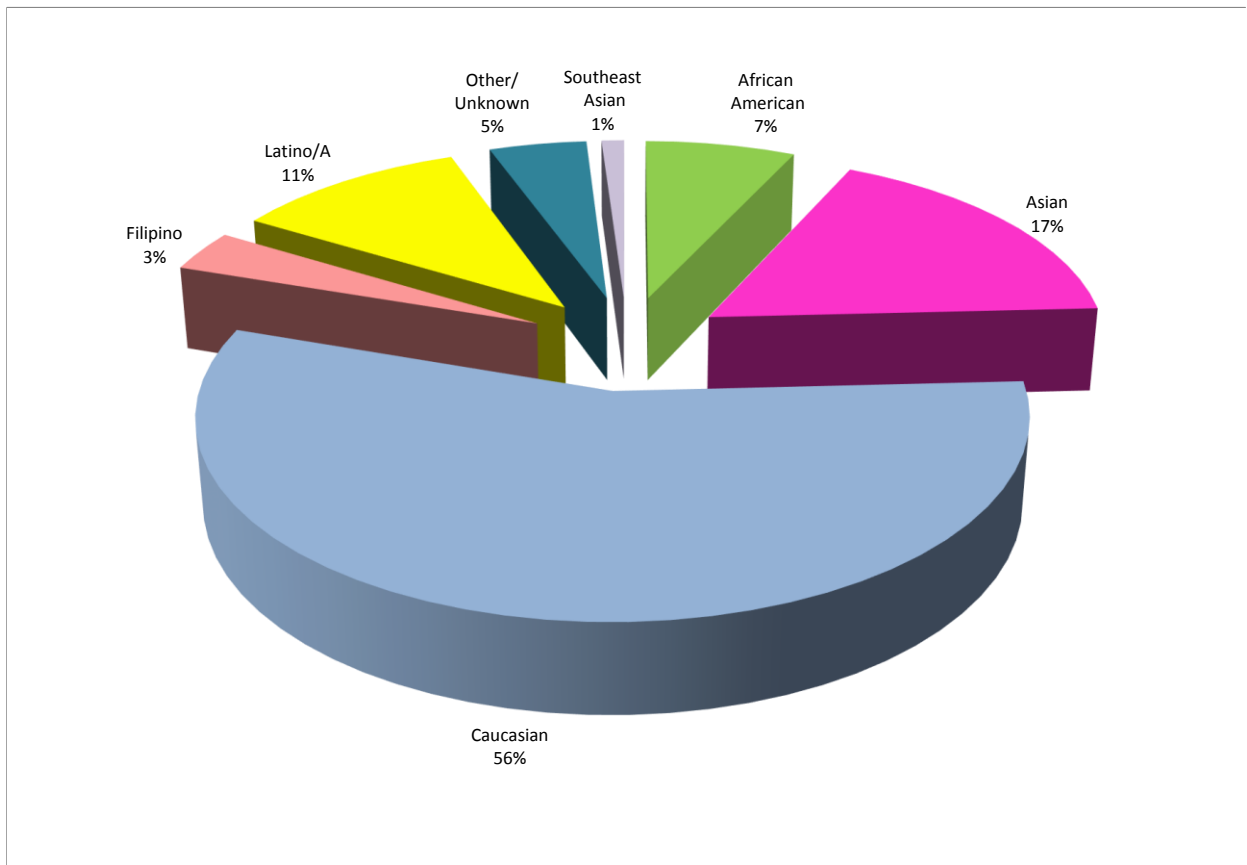


FULL-TIME FACULTY (Fall 2016 Staff Data)

ETHNIC / GENDER / AFFIRMATIVE ACTION DATA

	AFRICAN AMERICAN		ASIAN		CAUCASIAN		FILIPINO		LATINO/A		NATIVE AMERICAN		OTHER/ UNKNOWN		PACIFIC ISLANDER		SOUTHEAST ASIAN		TOTAL FILLED POSITIONS	
	#	PCT.	#	PCT.	#	PCT.	#	PCT.	#	PCT.	#	PCT.	#	PCT.	#	PCT.	#	PCT.	#	PCT.
FEMALE	26	5%	58	10%	191	33%	12	2%	34	6%	0	0%	17	3%	0	0%	4	1%	342	59%
MALE	14	2%	41	7%	130	23%	8	1%	28	5%	1	0%	9	2%	2	0%	2	0%	235	41%
TOTAL	40	7%	99	17%	321	56%	20	3%	62	11%	1	0%	26	5%	2	0%	6	1%	577	100%
DISABLED	4	1%	1	0%	19	3%	0	0%	2	0%	0	0%	5	1%	0	0%	0	0%	31	5%
VETERAN	2	0%	2	0%	5	1%	0	0%	2	0%	0	0%	0	0%	0	0%	0	0%	11	2%
GAY/LESBIAN	1	0%	2	0%	48	8%	1	0%	4	1%	0	0%	2	0%	0	0%	1	0%	59	10%

Note: Percentages may not be exact due to rounding.



FULL-TIME FACULTY

Fall Semester 2016 - Employee Data *

Ethnic/Gender

Department / Program	African American		Asian		Caucasian		Filipino		Latino/a		Native American		Other/Unknown		Pacific Island		Southeast Asia		Total
	Female	Male	Female	Male	Female	Male	Female	Male	Female	Male	Female	Male	Female	Male	Female	Male	Female	Male	
African Am Scholastic Pgm	2	1																	3
African-American Studies		1																	1
Aircraft Maintenance					1														1
Architecture			1						1	1									3
Art			1	1	8	2			1	3									16
Asian Amer Pacific Student Success			1	1			1										1		4
Asian American Studies			2																2
Astronomy				1	1														2
Automotive	1				1	2							1						5
Behavioral Sciences			3	1	3	2							1	1					10
Biological Sciences			2	1	5	8			1	1							1		19
Broadcast Electronic Media Arts					2	2													4
Business-NC	2	1			1	1													5
Calworks									1										1
Chemistry		1	2	4	4	4												1	16
Child Development & Family Studies	2		3	1	3				2				1						12
Cinema					2	1													3
Computer Networking and Information				1	2	3			1										7
Computer Science					2	7													9
Continuing Student Counseling	2		1	1	2	1	1		2	1			3						14
Culinary Arts & Hospitality	2	1		1	3	7													14
Dental Assisting			1																1
Dept. Office-Health Care Tech					1														1
Diagnostic Medical Imaging					1	1													2
disabled students program			1	1	7				1				1						11
Earth Sciences					1	3													4
Eco Dev						1													1
Engineering & Technology				1	2	3													6
English	1			1	24	13	1		1	2			3	1					47
Environmental Hort. & Floristry				1	2	1						1							5
EOPS	1		1	2					1	1									6
ESL	1	1	12	3	44	18	1	3	2	1			5	1					92
Fashion	1				1														2
Financial Aid Office			2					1											3
Foreign Languages			4	1	2	3			3	1									14
Graphic Communications				1	3	3													7
Health Care Tech					4														4
Health Education	1		2		3	1			1	2									10
Institute for International Student					1														1
Interdisciplinary Studies (IDST)					1										1				2
Journalism									1										1
Labor & Community Studies						1													1
Latin American and Latino/a Studies										2									2
Latino Services Network					1				2	1									4
Learning Assistance Programs					3	1													4
LGBT Studies					1														1
Library & Learning Resources Center	1	1	3	2	5	3			2	2									19
Mathematics		1	4	3	8	11			1	2			2				1		33
Matriculation Office	2								1										3
Music			1	1	1	3							1						7
New Student Counseling	2	1	5	1		1		3	3	2									18
Nursing - Licensed Vocational	1		1		4	1	4												11
Nursing-RN			1		5	1			3										10
Philippines Studies							1												1
Photography				1	1	2													4
Physical Education & Dance	1	1	2	4	2	7			1	1		1	1		1		1		23
Physics			1	1	1	4													7
Radiation Oncology Technology				1															1
Small Business	2	2	1	3	6	3	1			2		1					1		22
Social Sciences	1	1			5	1			1	2			3						14
Speech Communication					2	2													4
Student Health					4		1												5
Theater Arts						2													2
TLC(Technology Learning Center)					1														1
Transitional Studies		1			4				3										8
Tulay							1												1
SUB-TOTAL	26	14	58	41	191	130	12	8	34	28	1	17	9	2	4	2			
TOTAL	40		99		321		20		62		1	26		2	6				557
PERCENTAGE	7%		18%		58%		4%		11%		0%	5%		0%	1%				

*Employee count is based on raw data submitted to the State chancellor's office by CCSF ITS.

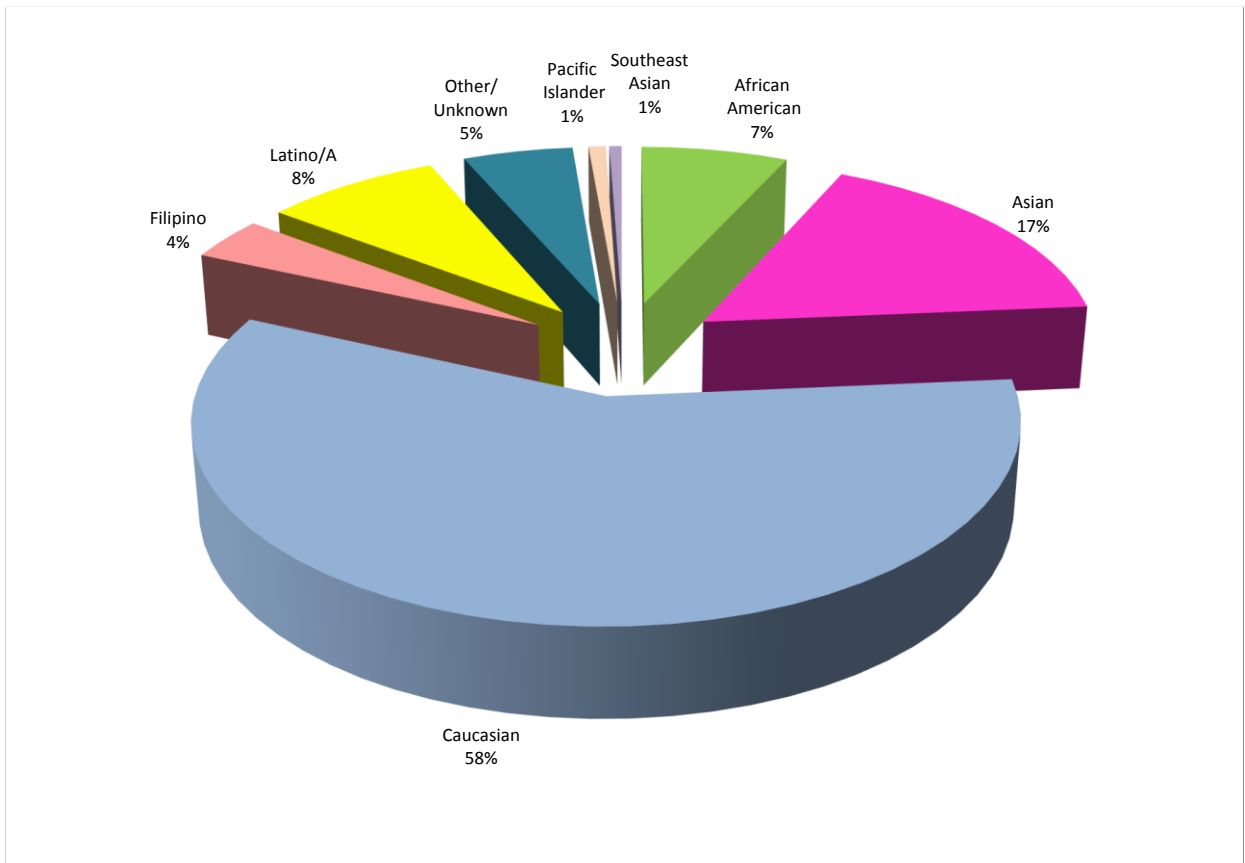
Note: Percentages may not be exact due to rounding.

PART-TIME FACULTY (Fall 2016 Staff Data)

ETHNIC / GENDER / AFFIRMATIVE ACTION DATA

	AFRICAN AMERICAN		ASIAN		CAUCASIAN		FILIPINO		LATINO/A		NATIVE AMERICAN		OTHER/ UNKNOWN		PACIFIC ISLANDER		SOUTHEAST ASIAN		TOTAL FILLED POSITIONS	
	#	PCT.	#	PCT.	#	PCT.	#	PCT.	#	PCT.	#	PCT.	#	PCT.	#	PCT.	#	PCT.	#	PCT.
FEMALE	33	4%	83	9%	283	32%	20	2%	30	3%	1	0%	28	3%	4	0%	4	0%	486	55%
MALE	27	3%	64	7%	225	26%	12	1%	42	5%	2	0%	17	2%	3	0%	1	0%	393	45%
TOTAL	60	7%	147	17%	508	58%	32	4%	72	8%	3	0%	45	5%	7	1%	5	1%	879	100%
DISABLED	1	0%	4	0%	16	2%	0	0%	2	0%	0	0%	4	0%	0	0%	0	0%	27	3%
VETERAN	1	0%	0	0%	10	1%	0	0%	3	0%	0	0%	1	0%	1	0%	0	0%	16	2%
GAY/LESBIAN	1	0%	3	0%	38	4%	2	0%	5	1%	0	0%	3	0%	0	0%	0	0%	52	6%

Note: Percentages may not be exact due to rounding.



PART-TIME FACULTY

Fall Semester 2016 - Employee Data *

Ethnic/Gender

Department / Program	African American		Asian		Caucasian		Filipino		Latino/a		Native American		Other/Unknown		Pacific Island		Southeast Asia		Total
	Female	Male	Female	Male	Female	Male	Female	Male	Female	Male	Female	Male	Female	Male	Female	Male	Female	Male	
	Admin of Justice/Fire Science				1		2												
Administration Justice		3		2		5									1				13
African-American Studies	1	1																	2
Aircraft Maintenance				2		3													5
Apprenticeship Program						6								1					7
Architecture		1		3	1	3			1	3				1					13
Art			1	1	6	3													11
Asian American Studies			1	1															2
Asian Studies			1																1
Astronomy					2	2													4
Automotive		1		3		9				4						1			18
Behavioral Sciences	1	1	1		2	2	1	1					1						10
Biological Sciences			1	2	4	3			1			1		1					13
Broadcast Electronic Media Arts					2	3							1						6
Business-Credit										1									1
Business-NC	3	4	3	2	5	7	2		2										28
Calworks	1																		1
Chemistry				1	1	2													4
Child Development & Family Studies	7		7	1	9	2	1		2	2							1		32
Cinema					4	5		1	1	1									12
Computer Networking and Information	2	2	1	2	2	2				1									12
Computer Science					4	8													12
Continuing Education	1			1	4	3			1	1			1						12
Continuing Student Counseling	1		1		1					1									4
Contract Education					1	1			1										3
Culinary Arts & Hospitality			1		5					1				1					8
Dental Assisting			1		3														4
Dept. Office-Health Care Tech			2			3													5
Diagnostic Medical Imaging		1			1	1													3
disabled students program			2		8	3													13
Earth Sciences					1	1				1					1				4
Engineering & Technology		1	2	8	8	9													28
English		1			16	9	3			4		1	5		1				40
Environmental Hort & Floristry																		1	1
Environmental Hort. & Floristry					1	2													3
EOPS			1																1
ESL			11	5	59	17	2	1	1	1			7	1			1		106
Fashion	1	1	2		7	1								1					13
Fire Science Technology			1	5	2	13		2		1			1			1			26
Foreign Languages			9		12	5	1		1	1							1		30
Graphic Communications	1	1			3	5	1		1				1						13
Health Care Tech			2	1	6	8	2	1		3									23
Health Education	3		5	1	9	3		1	3				3						28
HIV/STD Education Office					1														1
Institute for International Student				1	2	1			1					3					8
Institutional Sup - Dwntw						1													1
Instructional Computer Lab				2	1									1					4
Interdisciplinary Studies (IDST)			3	2	2	1			1	1	1		1		1				13
Journalism					1	2													3
Labor & Community Studies					2	1			1										4
Language Center			1		2								1						4
Latin American and Latino/a Studies									1	2									3
Learning Assistance Programs			1		2														3
LGBT Studies						1	1			1									3
Library & Learning Resources Center	2		3	3	7	3			2				1						21
Library Information Technology			1	1	1														3
Mathematics		1	1	2	4	16			2				1					1	28
Matriculation Office															1				1
Mission Campus					1														1
Music	1	2		1	1	6				1			1						13
New Student Counseling			2	1				1											4
NSF-Biolink-MPICT			1																1
Nursing - Licensed Vocational	2		2		1		2						1	2					7
Nursing-RN		1	3		8	4	4	1	2				1						26
Older Adults	1		1	2	9	1			2				1						17
Philippines Studies								2											2
Photography		1	1		6	3													11
Physical Education & Dance			4	1	9	9			1	2									26
Physics			1	1	2	1			1				1	1					8
president campus and centers						1													1
Radiation Oncology Technology				1		1													2
Small Business	1				4	4		1		1									11

PART-TIME FACULTY

Fall Semester 2016 - Employee Data *

Ethnic/Gender

Department / Program	African American		Asian		Caucasian		Filipino		Latino/a		Native American		Other/Unknown		Pacific Island		Southeast Asia		Total
	Female	Male	Female	Male	Female	Male	Female	Male	Female	Male	Female	Male	Female	Male	Female	Male	Female	Male	
Social Sciences	1	1		3	5	11				3			1	1					26
Speech Communication					5	2				1									8
Student Health		1	1		5	1													8
Theater Arts			1		2	1													4
Title 5/EEO/ADA Compliance Office	1					1													2
TMI(Technology Mediated Instruction)					1														1
Transitional Studies	2	2		1	6	2			1	4			1	1					20
Women's Studies Program					2														2
SUB-TOTAL	33	27	83	64	283	225	20	12	30	42	1	2	28	17	4	3	4	1	879
TOTAL	60		147		508		32		72		3		45		7		5		
PERCENTAGE	7%		17%		58%		4%		8%		0%		5%		1%		1%		

*Employee count is based on raw data submitted to the State chancellor's office by CCSF ITS.

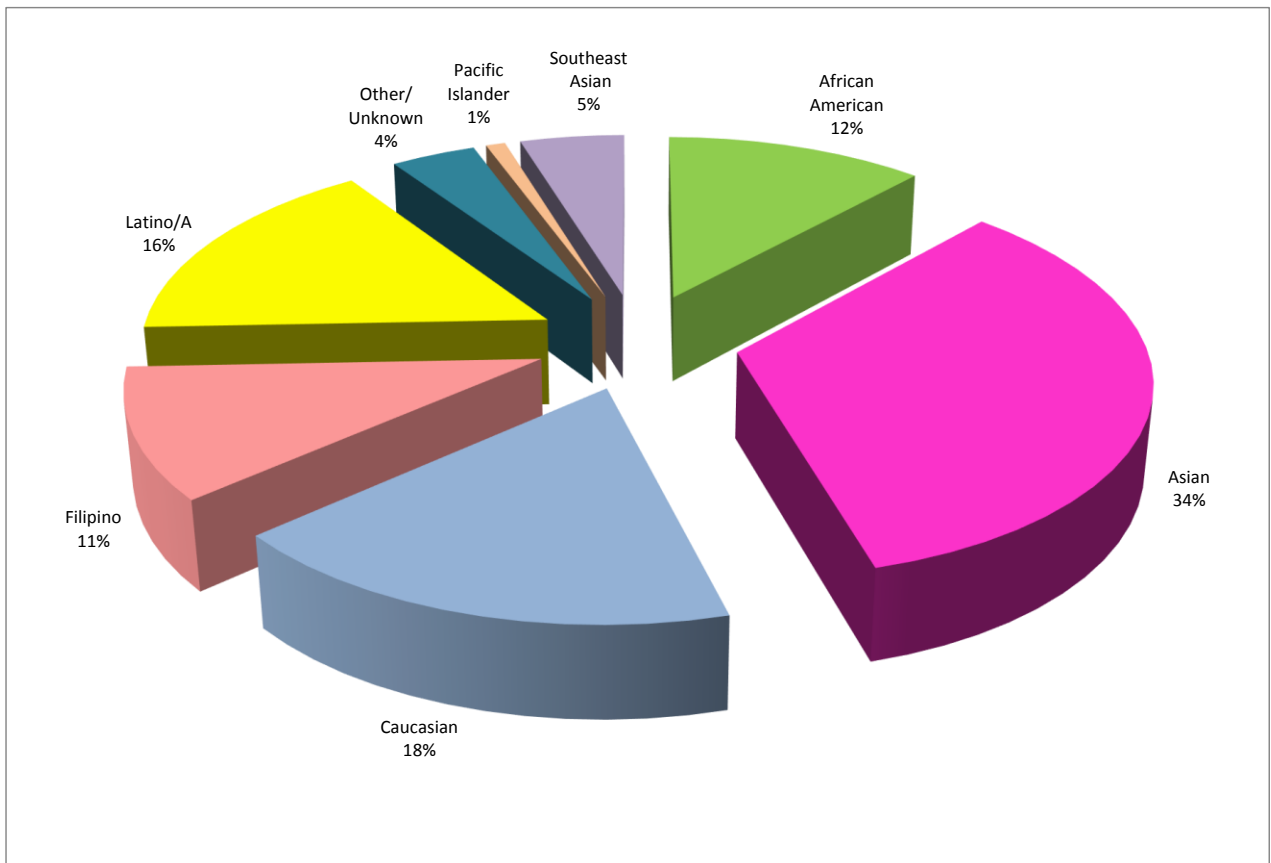
Note: Percentages may not be exact due to rounding.

FULL-TIME CLASSIFIED (Fall 2016 Staff Data)

ETHNIC / GENDER / AFFIRMATIVE ACTION DATA

	AFRICAN AMERICAN		ASIAN		CAUCASIAN		FILIPINO		LATINO/A		NATIVE AMERICAN		OTHER/ UNKNOWN		PACIFIC ISLANDER		SOUTHEAST ASIAN		TOTAL FILLED POSITIONS	
	#	PCT.	#	PCT.	#	PCT.	#	PCT.	#	PCT.	#	PCT.	#	PCT.	#	PCT.	#	PCT.	#	PCT.
FEMALE	39	7%	130	23%	40	7%	30	5%	47	8%	0	0%	15	3%	2	0%	12	2%	315	56%
MALE	28	5%	62	11%	61	11%	31	5%	44	8%	1	0%	7	1%	3	1%	15	3%	252	44%
TOTAL	67	12%	192	34%	101	18%	61	11%	91	16%	1	0%	22	4%	5	1%	27	5%	567	100%
DISABLED	3	1%	3	1%	5	1%	2	0%	5	1%	0	0%	3	1%	0	0%	0	0%	21	4%
VETERAN	1	0%	1	0%	4	1%	1	0%	0	0%	0	0%	0	0%	0	0%	1	0%	8	1%
GAY/LESBIAN	0	0%	0	0%	3	1%	1	0%	0	0%	0	0%	0	0%	0	0%	0	0%	4	1%

Note: Percentages may not be exact due to rounding.



FULL-TIME CLASSIFIED

Fall Semester 2016 - Employee Data *

Ethnic/Gender

Department / Program	African American		Asian		Caucasian		Filipino		Latino/a		Native American		Other/Unknown		Pacific Island		Southeast Asia		Total
	Female	Male	Female	Male	Female	Male	Female	Male	Female	Male	Female	Male	Female	Male	Female	Male	Female	Male	
A & R Dean's Office - Credit	3	1	3		1		2	1	2	1			1	1				1	17
Academic Admin - Chntwn/NB			1																1
Academic Admin - John Adams			4				1												5
Academic Admin - Mission					1				2										3
Academic Administration - Dwtwn				1		1													2
Accounting			1			1													2
Administrative Services - Regular		1	3	2					3									1	10
Admissions & Records	1		2	2	4	1												1	11
African Am Scholastic Pgm				1															1
Aircraft Maintenance		1																	1
Apprenticeship Program							1												1
Asian Amer Pacific Student Success								1											1
Associate Dean A (Non Credit)	1		5	1		1		1	2										11
Automotive		1	1							1									3
Biological Sciences			1	1	1					1									4
Broadcast Electronic Media Arts		1				1				1									3
Budget						1	1												2
Buildings & Grounds		1	1	5		10		4		2					1				24
Business-Credit		1																	1
CA Careers Pathway (CCPT)				1															1
Calworks					1										1				2
Career and Technical Education			1					2											3
CDC Mission - Valencia										1									1
Central Services						1													1
Chancellor's Office					1	1													2
Channel 75				1									1						2
Chemistry				1		1													2
Child Development & Family Studies	3		5		1				8								1	1	19
Cinema			1																1
Civic Center Campus			2																2
College Publications			2					1											3
College Services					1														1
Computer Science													1						1
Continuing Education						1													1
Continuing Student Counseling			1						2	1			1						5
Contract Education							1		1										2
Controller	1		2	1	1		1											1	7
Culinary Arts & Hospitality	1	1	3			1				1			1		1				9
Custodial Services	3	12	31	10	1	1	2	13	3	4							1	4	85
Dean's Office							1												1
disabled students program			1	2			1						1						5
District Business Services - Office				1															1
Employee Relations							1												1
Engineering & Technology									1										1
English	1																		1
Environmental Hort & Floristry								1											1
EOPS	1		1		1														3
ESL			1																1
ETO (Ed Tech Office)	1			1															2
F/A - BFAP			1				1												2
F/A - Scholarship							1												1
Facilities Planning		1	1																2
Financial Aid Office	1		4		2	1	1	1	3				1				1		15
Foreign Languages														1					1
Foreign Students/Internatl Students			1		1					1								1	4
Government Relations			1																1
Grant Development						1													1
Grant Fiscal Services			2																2
Graphic Communications						1				1			1						3
Health Care Tech																		1	1
Health Education			1						1	1									3
HIV/STD Education Office						1													1
Human Resources	2		1																3
Human Resources - Academic	1																		1
Human Resources - General	3		5				2		3	1			1		1				16
Inst Res - Broadcasting		1			1		1												3
Inst. Res - Audio Visual					1					1									2
Institutional Sup - Chntwn/NB			2	1															3
Institutional Sup - Dwtwn									1										1
Instructional Computer Lab				3															3
International Student Counseling										1									1
ITS			3	6	2	3	1		2	2			1	1				1	22

FULL-TIME CLASSIFIED

Fall Semester 2016 - Employee Data *

Ethnic/Gender

Department / Program	African American		Asian		Caucasian		Filipino		Latino/a		Native American		Other/Unknown		Pacific Island		Southeast Asia		Total
	Female	Male	Female	Male	Female	Male	Female	Male	Female	Male	Female	Male	Female	Male	Female	Male	Female	Male	
ITS-Administration		1	3	2		2				1									9
Learning Assistance Programs		1			4	1			1	1								1	9
Library	4		8	5	4	3			1	2			1					1	29
Library & Learning Resources Center				1															1
Library Information Technology																		1	1
Listening Center						1													1
M&R - Buildings				1		2						1							4
M&R - Scheduled Maintenance						1													1
Mail Services		1						2										1	4
Mathematics			1		1	2				1			1					2	8
Matriculation Office	2		3	1				1	1	2			1					2	13
Music													1						1
New Student Counseling	1		1			1			1										4
NSF-Biolink-MPICT					1														1
Nursing - Licensed Vocational			1																1
Nursing-RN			1																1
Other Services				1		5				2									8
Outreach & Recruitment Services	1								1										2
Payroll	1		7	1	1	1	1		1	1									14
Physical Education & Dance	1	1	1	1	1	1										1			7
Professional Development							1												1
Public Safety	1	2		5		7	1	2	3	12			1					2	36
Purchasing				1		1				1									3
Research and Planning				1	2	2													5
Retention Program																		1	1
School of Behav Sci, Soc Sci & Mult			1																1
School of English & Foreign Languag									1										1
School of ESL, Intl Ed & Trans Stud			1																1
School of Health, PE & Social Servs					1														1
School of Vis&Perf Arts, Jour&Speec	1				1			1											3
Social Sciences									1										1
Southeast Campus	2							1											3
Student Activities					1														1
Student Affairs													1						1
Student Affairs Office													1						1
Student Health			2			2		1											5
Student Services - Dwntwn	1		1																2
Student Services - John Adams			1																1
Study Abroad Program					1														1
Tenure Review			1					1											2
Testing	1			1				1		1									4
Theater Arts														1					1
TRC/SLIAG(ABE)																		1	1
VETS - Veteran Resource Center										1									1
Vice Chancellor Academic Affairs			2		1			2											5
Vice Chancellor Admn/Finance													1						1
Vice Chancellor Student Development								2											2
SUB-TOTAL	39	28	130	62	40	61	30	31	47	44	1	15	7	2	3	12	15		
TOTAL	67		192		101		61		91		1	22		5		27			567
PERCENTAGE	12%		34%		18%		11%		16%		0%	4%		1%		5%			

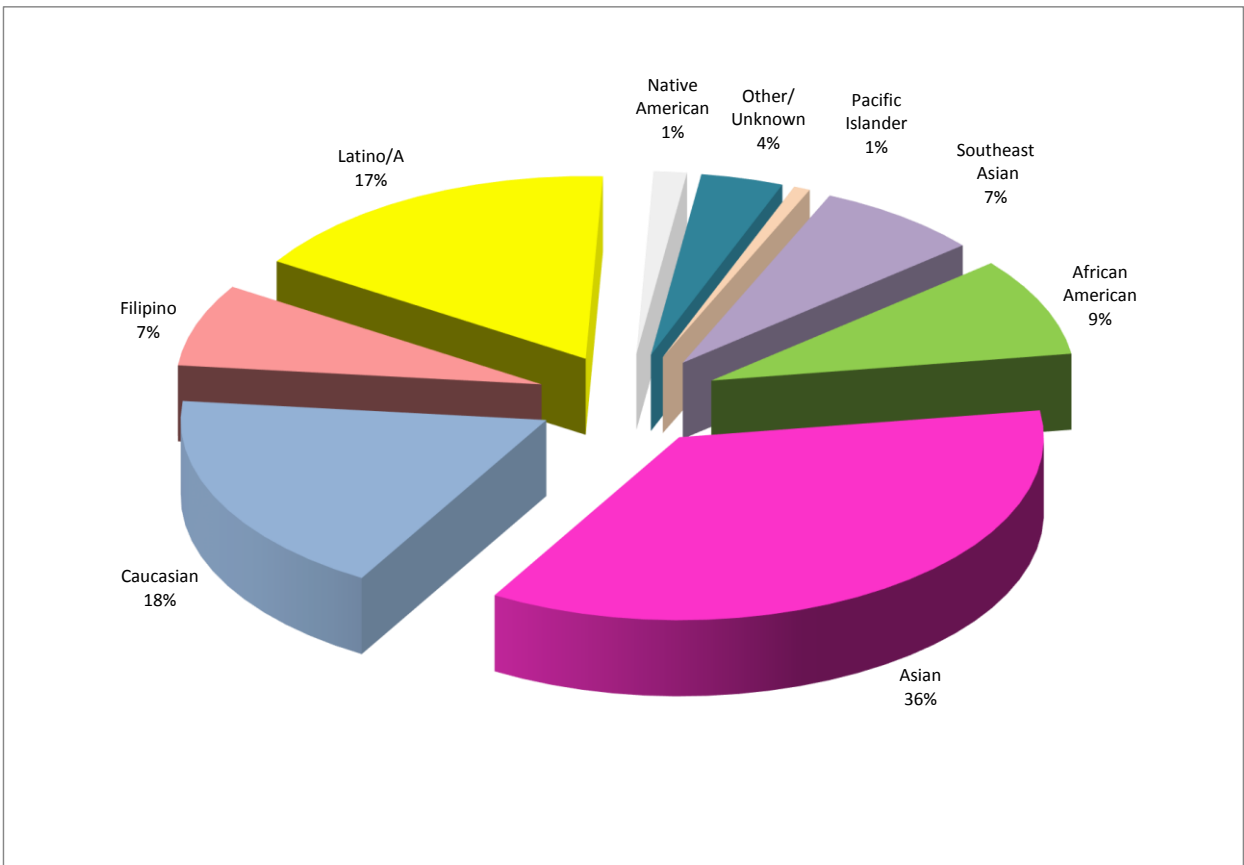
*Employee count is based on raw data submitted to the State chancellor's office by CCSF ITS.
 Note: Percentages may not be exact due to rounding.

PART-TIME CLASSIFIED
(Fall 2016 Staff Data)

ETHNIC / GENDER / AFFIRMATIVE ACTION DATA

	AFRICAN AMERICAN		ASIAN		CAUCASIAN		FILIPINO		LATINO/A		NATIVE AMERICAN		OTHER/ UNKNOWN		PACIFIC ISLANDER		SOUTHEAST ASIAN		TOTAL FILLED POSITIONS	
	#	PCT.	#	PCT.	#	PCT.	#	PCT.	#	PCT.	#	PCT.	#	PCT.	#	PCT.	#	PCT.	#	PCT.
FEMALE	8	6%	33	24%	13	9%	7	5%	16	12%	1	1%	4	3%	0	0%	7	5%	89	65%
MALE	4	3%	16	12%	12	9%	3	2%	7	5%	1	1%	1	1%	1	1%	3	2%	48	35%
TOTAL	12	9%	49	36%	25	18%	10	7%	23	17%	2	1%	5	4%	1	1%	10	7%	137	100%
DISABLED	1	1%	2	1%	1	1%	0	0%	0	0%	0	0%	0	0%	0	0%	1	1%	5	4%
VETERAN	0	0%	2	1%	0	0%	0	0%	0	0%	0	0%	0	0%	0	0%	0	0%	2	1%
GAY/LESBIAN	0	0%	0	0%	0	0%	0	0%	0	0%	0	0%	0	0%	0	0%	0	0%	0	0%

Note: Percentages may not be exact due to rounding.



PART-TIME CLASSIFIED

Fall Semester 2016 - Employee Data *

Ethnic/Gender

Department / Program	African American		Asian		Caucasian		Filipino		Latino/a		Native American		Other/Unknown		Pacific Island		Southeast Asia		Total
	Female	Male	Female	Male	Female	Male	Female	Male	Female	Male	Female	Male	Female	Male	Female	Male	Female	Male	
A & R Dean's Office - Credit	1		1	1					1										4
Academic Admin - Chnatwn/NB				1															1
Academic Admin - John Adams						1													1
Academic Senate				1															1
Admin of Justice/Fire Science								1											1
Administrative Services - Regular			1							1							1	1	4
Articulation			1																1
Asian Amer Pacific Student Success	1	1																	2
Associate Dean A (Non Credit)			3	1													1		5
Automotive		1	1	2				1											5
Biological Sciences					1														1
Buildings & Grounds				1															1
Business-NC			1																1
CDC Ocean - Phelan					1												1		2
Child Development & Family Studies	4		3							3							1		11
Citizenship			1																1
Continuing Student Counseling									1										1
Culinary Arts & Hospitality			1	1														1	3
disabled students program			3		1	1	1		1	1							1		9
Engineering & Technology										1									1
English			2		1	4			1				1						9
EOPS					1				1										2
ESL			2																2
Foreign Languages			2																2
GED/Assessment Center										1									1
Health Care Tech													1						1
Health Education						1													1
Human Resources - General								1											1
Inst Res - Broadcasting										1									1
Institute for International Student				1															1
Institutional Sup - Chntwn/NB				2															2
Interdisciplinary Studies (IDST)			1																1
ITS			1	1															2
ITS-Administration						1													1
Learning Assistance Programs						1							1						2
Library			1																1
Mathematics	1				1					1		1							4
MESA Program						1													1
Mission Campus										2									2
New Student Counseling			2																2
Payroll			1																1
Physical Education & Dance		2							1	1									4
Public Safety				2															2
Small Business						1													1
Social Sciences							1												1
Southeast Campus			1																1
Student Activities			1	1	1					1									4
Student Health										1									1
Student Services - John Adams																	1		1
Student Services - Mission										1	1								2
Testing			1		1					1									3
Theater Arts						1								1					2
Transitional Studies	1		1		3	1				2									8
TRC/SLIAG(ABE)				1				1					1					1	4
Tulay								2											2
VETS - Veteran Resource Center											1								1
Vice Chancellor Student Development			1							1						1			3
Workforce-Job Development																	1		1
SUB-TOTAL	8	4	33	16	13	12	7	3	16	7	1	1	4	1	1	7	3		
TOTAL	12		49		25		10		23		2		5		1		10		137
PERCENTAGE	9%		36%		18%		7%		17%		1%		4%		1%		7%		

*Employee count is based on raw data submitted to the State chancellor's office by CCSF ITS.

Note: Percentages may not be exact due to rounding.

EMPLOYEE DATA REPORT

Fall 2017

(Pages 97 – 107)

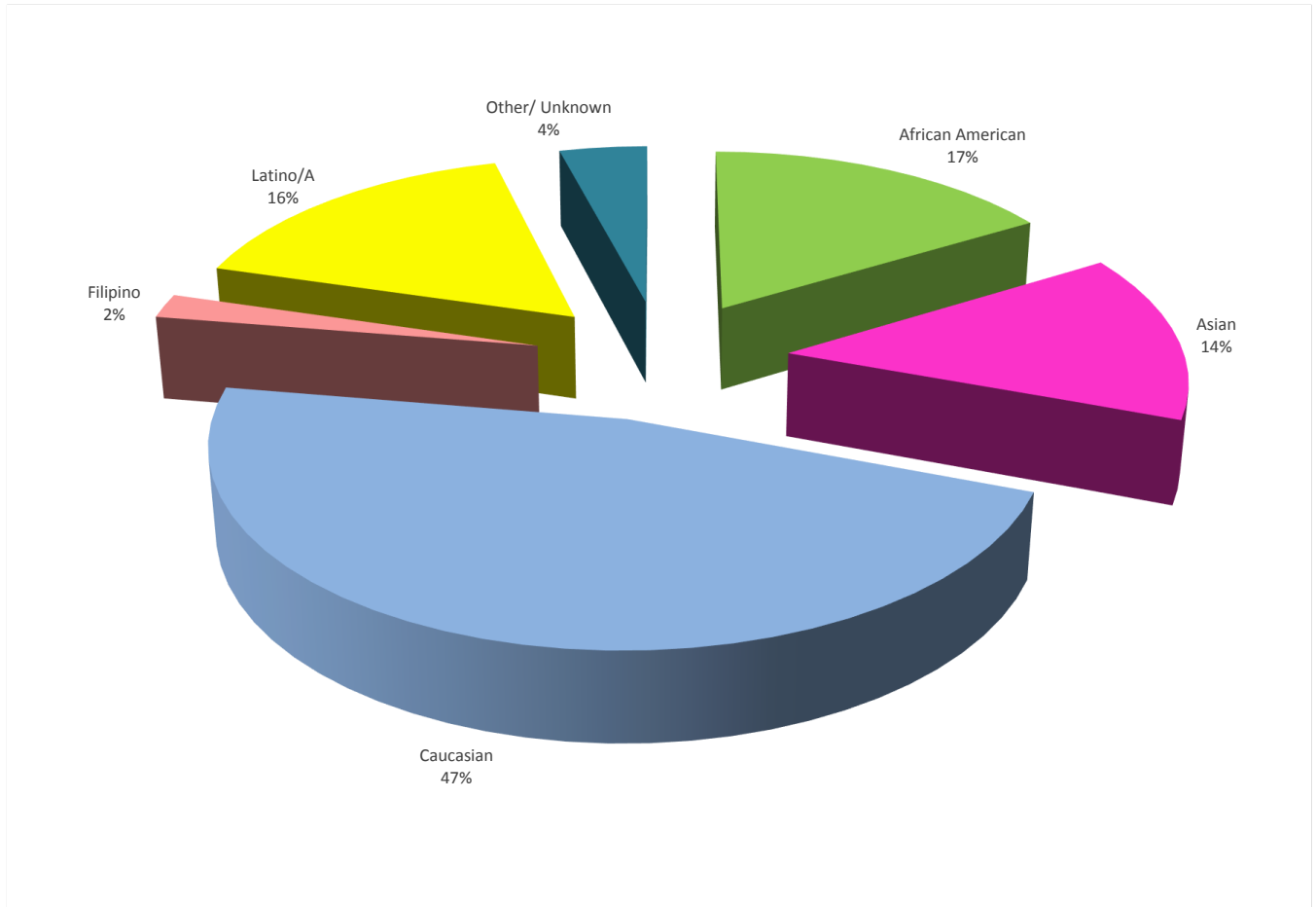
ADMINISTRATOR

(Fall 2017 Staff Data)

ETHNIC / GENDER / AFFIRMATIVE ACTION DATA

	AFRICAN AMERICAN		ASIAN		CAUCASIAN		FILIPINO		LATINO/A		NATIVE AMERICAN		OTHER/ UNKNOWN		PACIFIC ISLANDER		SOUTHEAST ASIAN		TOTAL FILLED POSITIONS	
	#	PCT.	#	PCT.	#	PCT.	#	PCT.	#	PCT.	#	PCT.	#	PCT.	#	PCT.	#	PCT.	#	PCT.
FEMALE	5	10%	4	8%	15	31%	0	0%	3	6%	0	0%	1	2%	0	0%	0	0%	28	57%
MALE	3	6%	3	6%	8	16%	1	2%	5	10%	0	0%	1	2%	0	0%	0	0%	21	43%
TOTAL	8	16%	7	14%	23	47%	1	2%	8	16%	0	0%	2	4%	0	0%	0	0%	49	100%
DISABLED	0	0%	0	0%	2	4%	0	0%	1	2%	0	0%	1	2%	0	0%	0	0%	4	8%
VETERAN	0	0%	0	0%	0	0%	0	0%	0	0%	0	0%	0	0%	0	0%	0	0%	0	0%
GAY/LESBIA	0	0%	0	0%	4	8%	0	0%	1	2%	0	0%	0	0%	0	0%	0	0%	5	10%

Note: Percentages may not be exact due to rounding.

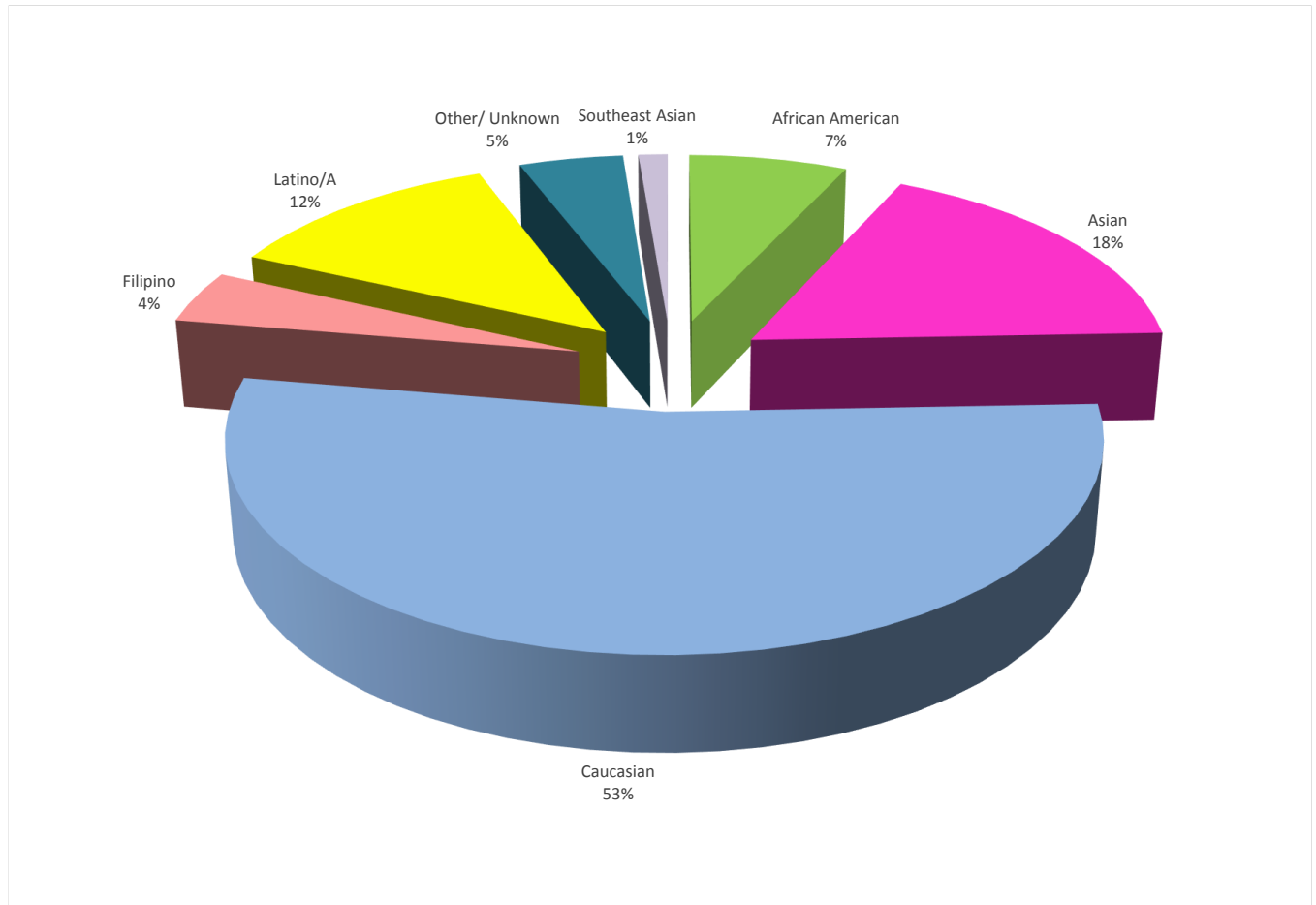


FULL-TIME FACULTY (Fall 2017 Staff Data)

ETHNIC / GENDER / AFFIRMATIVE ACTION DATA

	AFRICAN AMERICAN		ASIAN		CAUCASIAN		FILIPINO		LATINO/A		NATIVE AMERICAN		OTHER/ UNKNOWN		PACIFIC ISLANDER		SOUTHEAST ASIAN		TOTAL FILLED POSITIONS	
	#	PCT.	#	PCT.	#	PCT.	#	PCT.	#	PCT.	#	PCT.	#	PCT.	#	PCT.	#	PCT.	#	PCT.
FEMALE	20	4%	54	10%	168	31%	13	2%	37	7%	0	0%	16	3%	0	0%	4	1%	312	57%
MALE	18	3%	41	7%	122	22%	10	2%	30	5%	1	0%	9	2%	2	0%	3	1%	236	43%
TOTAL	38	7%	95	17%	290	53%	23	4%	67	12%	1	0%	25	5%	2	0%	7	1%	548	100%
DISABLED	2	0%	0	0%	20	4%	0	0%	2	0%	0	0%	5	1%	0	0%	0	0%	29	5%
VETERAN	2	0%	1	0%	4	1%	0	0%	2	0%	0	0%	0	0%	0	0%	0	0%	9	2%
GAY/LESBIA	1	0%	1	0%	42	8%	2	0%	3	1%	0	0%	2	0%	0	0%	1	0%	52	9%

Note: Percentages may not be exact due to rounding.



FULL-TIME FACULTY

Fall Semester 2017 - Employee Data *

Department / Program	Ethnic/Gender																		Total
	African American		Asian		Caucasian		Filipino		Latino/a		Native American		Other/ Unknown		Pacific Island		Southeast Asian		
	Female	Male	Female	Male	Female	Male	Female	Male	Female	Male	Female	Male	Female	Male	Female	Male	Female	Male	
Admin of Justice/Fire Science										1									1
African Am Scholastic Pgm	2	1																	3
African-American Studies		1																	1
Aircraft Maintenance					1														1
Architecture			1	1				1		1									4
Art			1		7	1			1	2									12
Articulation					1														1
Asian Amer Pacific Student Success				1				1									1		3
Asian American Studies			2																2
Astronomy				1	1														2
Automotive	1				1	3								1					6
Behavioral Sciences			3	1	3									1					8
Biological Sciences			2	1	5	7			1	1									17
Broadcast Electronic Media Arts					2	2													4
Business							1												1
Business-NC	2	1	1	1		1				1									7
Chemistry		1	2	4	4	4											1		16
Child Development & Family Studies	1		3	1	2				2				1						10
Cinema			1		1	1													3
Computer Networking and Information	1			1	1	3			1										7
Computer Science		1			1	6													8
Continuing Student Counseling			1	2	2	2	1	1	3	2			3						17
Culinary Arts & Hospitality	2	1		1	4	7													15
Dental Assisting			1																1
Dept. Office-Health Care Tech					1	1													2
Diagnostic Medical Imaging					1														1
disabled students program				1	7				1				1						10
Earth Sciences						3													3
Eco Dev						1													1
Engineering & Technology				1	2	3													6
English		1		1	21	11	1		2	2				3	1				43
Environmental Hort. & Floristry				1	2	1						1							5
EOPS				2						1									3
ESL		1	8	1	38	18	1	2	3	1				4					77
Fashion	1				1														2
Financial Aid Office			2					1											3
Foreign Languages			3	1	1	2			3	1									11
Graphic Communications				1	1	3													5
Health Care Tech					3	1													4
Health Education	1		4		3	1			1	2									12
Institute for International Student					1														1
Interdisciplinary Studies (IDST)					1										1				2
Journalism										1									1
Labor & Community Studies						1													1
Latin American and Latino/a Studies										2									2
Latino Services Network									1	1									2
Learning Assistance Programs					2	1													3
LGBT Studies					1														1
Library & Learning Resources Center	1		1	1	2	1			2	1									9
Mathematics		1	4	3	8	12			1	2				2				2	35
Matriculation Office	1																		1
Music			1	1	1	1							1						5
New Student Counseling	3	4	6	2			1	4	7	2				1			1		31
Nursing - Licensed Vocational	1		1		4	1	4												11
Nursing-RN			1	1	4	1	1		3										11
Philippines Studies							1												1
Photography					1	2													3
Physical Education & Dance		1	1	4	2	7			1	1			1	1		1		1	21
Physics			1	1	1	4													7
Radiation Oncology Technology				1															1
Retention Program								1											1
Small Business	2	2	1	3	6	2				2			1				1		20
Social Sciences	1	1			5	2			1	3				3					16
Speech Communication			2		2	2													6
Student Health					4		1												5
Theater Arts						2													2
TLC(Technology Learning Center)					1														1
Transitional Studies		1			4				3										8
Tulay							1												1
Women's Studies Program					1														1
SUB-TOTAL	20	18	54	41	168	122	13	10	37	30		1	16	9		2	4	3	
TOTAL		38		95		290		23		67		1		25		2		7	548
PERCENTAGE		7%		17%		53%		4%		12%		0%		5%		0%		1%	

*Employee count is based on raw data submitted to the State chancellor's office by CCSF ITS.

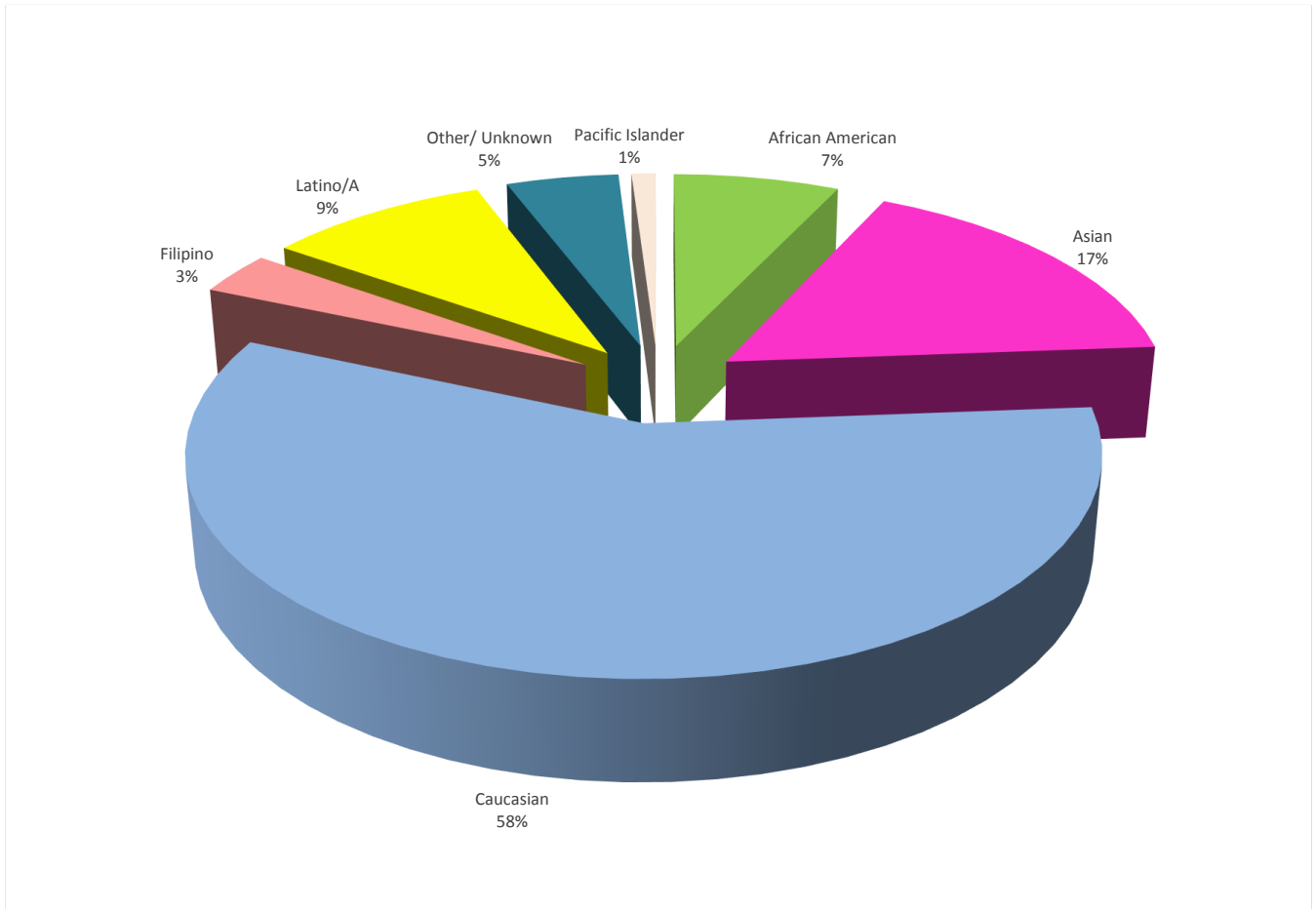
Note: Percentages may not be exact due to rounding.

PART-TIME FACULTY (Fall 2017 Staff Data)

ETHNIC / GENDER / AFFIRMATIVE ACTION DATA

	AFRICAN AMERICAN		ASIAN		CAUCASIAN		FILIPINO		LATINO/A		NATIVE AMERICAN		OTHER/ UNKNOWN		PACIFIC ISLANDER		SOUTHEAST ASIAN		TOTAL FILLED POSITIONS	
	#	PCT.	#	PCT.	#	PCT.	#	PCT.	#	PCT.	#	PCT.	#	PCT.	#	PCT.	#	PCT.	#	PCT.
FEMALE	35	4%	88	10%	285	32%	18	2%	36	4%	1	0%	26	3%	5	1%	4	0%	498	56%
MALE	27	3%	59	7%	221	25%	11	1%	47	5%	2	0%	16	2%	4	0%	0	0%	387	44%
TOTAL	62	7%	147	17%	506	57%	29	3%	83	9%	3	0%	42	5%	9	1%	4	0%	885	100%
DISABLED	1	0%	4	0%	18	2%	0	0%	2	0%	0	0%	3	0%	0	0%	0	0%	28	3%
VETERAN	2	0%	0	0%	10	1%	0	0%	3	0%	0	0%	2	0%	1	0%	0	0%	18	2%
GAY/LESBIA	2	0%	2	0%	39	4%	1	0%	6	1%	0	0%	2	0%	0	0%	0	0%	52	6%

Note: Percentages may not be exact due to rounding.



PART-TIME FACULTY

Fall Semester 2017 - Employee Data *

Ethnic/Gender

Department / Program	African American		Asian		Caucasian		Filipino		Latino/a		Native American		Other/ Unknown		Pacific Island		Southeast Asian		Total
	Female	Male	Female	Male	Female	Male	Female	Male	Female	Male	Female	Male	Female	Male	Female	Male	Female	Male	
Admin of Justice/Fire Science				1		2													3
Administration Justice		3		2	2	5													12
African-American Studies	1	1																	2
Aircraft Maintenance		2		2		2				1									7
Apprenticeship Program						6				1			1						8
Architecture		1		2		1			1	4					1				10
Art			1	1	12	5			1				1						21
Asian American Studies			3	1				1	1										6
Asian Studies			1																1
Astronomy					2	1													3
Automotive		1		2		10				4					1				18
Behavioral Sciences	2	1	1		4	2	1	1	1				2						15
Biological Sciences			1	2	5	5			1			1	1						16
Broadcast Electronic Media Arts					2	1	1						1						5
Business-Credit										1									1
Business-NC	3	4	2	1	5	4	1		2										22
Calworks	1																		1
Chemistry						1													1
Child Development & Family Studies	8		7	1	8	2	2		2	2			1				1		34
Cinema					3	5		1	1										10
Computer Networking and Information	1	1	2	1	1	4				1									11
Computer Science			1	2	4	9													16
Continuing Education	1			1	5	2			1				1						11
Continuing Student Counseling	1		2		2				1	1									7
Contract Education					1	1			1										3
Culinary Arts & Hospitality					4					1									5
Dental Assisting			1		3														4
Dept. Office-Health Care Tech			2			3													5
Diagnostic Medical Imaging					1	1													2
disabled students program			2		7	3													12
Earth Sciences					3					1						1			5
Engineering & Technology		1	2	6	9	9													27
English		1	2		16	11	1		1	5			2	1	1				41
Environmental Hort & Floristry																		1	1
Environmental Hort. & Floristry					1	2													3
EOPS			2																2
ESL	1		11	5	57	21	2	1		1			6	2			1		108
Fashion	1	1	2		7	2								1					14
Fire Science Technology			1	4	2	11		2					1		1	2			24
Foreign Languages			12	1	11	5	1		1	1							1		33
Graphic Communications		1			3	5	1		1				1						12
Health Care Tech			2		7	7	1	1		3									21
Health Education	3		3		10	3		1	3				2						25
HIV/STD Education Office					1														1
Institute for International Student			1	1	1	1							3						6
Institutional Sup - Dwntw						1													1
Instructional Computer Lab				2	1									1					4
Interdisciplinary Studies (IDST)			3	2	1	1			1	1	1		1		1				12
Journalism					1	1													2
Labor & Community Studies					1	2				1									4
Language Center													1						1
Latin American and Latino/a Studies									3	2									5
Learning Assistance Programs					2														2
LGBT Studies						1	1			1									3
Library & Learning Resources Center	2		3	3	11	4			2	1			3						29
Library Information Technology			1	1	1								1						4
Mathematics				3	1	14			2					1					21
Mission Campus					1														1
Music	1	4		1		7				1				1					15
New Student Counseling			2																2
NSF-Biolink-MPICT			1																1
Nursing - Licensed Vocational			1		2		1												4
Nursing-RN	1		4		6	3	3		4	1				1					23
Older Adults	1		2	2	10	2			2				1						20
Philippines Studies								2											2
Photography		1	1		8	3													13
Physical Education & Dance	1		3	1	8	9			1	2									25
Physics				1	2				1				1	1					6
Radiation Oncology Technology				2	1	1													4
Retention Program															1				1
Small Business	1				4	4		1		1									11
Social Sciences	1	1		3	6	9				2				1					23

PART-TIME FACULTY

Fall Semester 2017 - Employee Data *

Ethnic/Gender

Department / Program	African American		Asian		Caucasian		Filipino		Latino/a		Native American		Other/Unknown		Pacific Island		Southeast Asian		Total
	Female	Male	Female	Male	Female	Male	Female	Male	Female	Male	Female	Male	Female	Male	Female	Male	Female	Male	
Speech Communication		1			3	3				1									8
Student Health	1	1	1		6	1													10
Theater Arts			1		3	1													5
TMI(Technology Mediated Instruction					1														1
Transitional Studies	3	1	1	2	5	2	1		1	7	1		1						25
Women's Studies Program			1		1														2
Grand Total	35	27	88	59	285	221	18	11	36	47	1	2	26	16	5	4	4		885
SUB-TOTAL	35	27	88	59	285	221	18	11	36	47	1	2	26	16	5	4	4		885
TOTAL	62		147		506		29		83		3		42		9		4		885
PERCENTAGE	7%		17%		57%		3%		9%		0%		5%		1%		0%		

*Employee count is based on raw data submitted to the State chancellor's office by CCSF ITS.

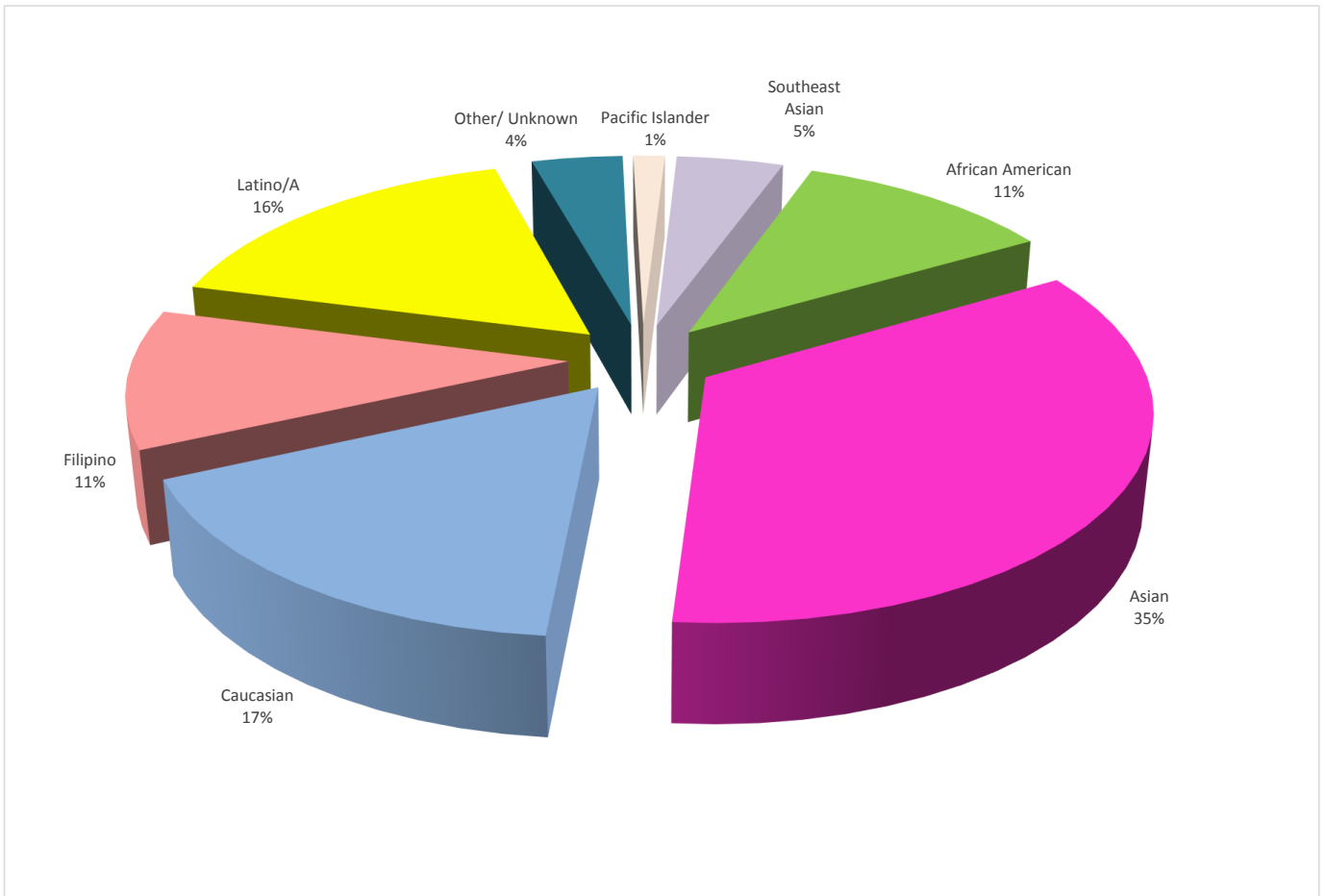
Note: Percentages may not be exact due to rounding.

FULL-TIME CLASSIFIED (Fall 2017 Staff Data)

ETHNIC / GENDER / AFFIRMATIVE ACTION DATA

	AFRICAN AMERICAN		ASIAN		CAUCASIAN		FILIPINO		LATINO/A		NATIVE AMERICAN		OTHER/ UNKNOWN		PACIFIC ISLANDER		SOUTHEAST ASIAN		TOTAL FILLED POSITIONS	
	#	PCT.	#	PCT.	#	PCT.	#	PCT.	#	PCT.	#	PCT.	#	PCT.	#	PCT.	#	PCT.	#	PCT.
FEMALE	37	6%	140	24%	41	7%	29	5%	48	8%	0	0%	13	2%	5	1%	12	2%	325	55%
MALE	28	5%	63	11%	58	10%	34	6%	49	8%	1	0%	10	2%	3	1%	15	3%	261	45%
TOTAL	65	11%	203	35%	99	17%	63	11%	97	17%	1	0%	23	4%	8	1%	27	5%	586	100%
DISABLED	3	1%	3	1%	4	1%	2	0%	5	1%	0	0%	2	0%	0	0%	0	0%	19	3%
VETERAN	1	0%	1	0%	4	1%	1	0%	0	0%	0	0%	0	0%	0	0%	1	0%	8	1%
GAY/LESBIA	0	0%	0	0%	4	1%	1	0%	0	0%	0	0%	0	0%	0	0%	0	0%	5	1%

Note: Percentages may not be exact due to rounding.



FULL-TIME CLASSIFIED

Fall Semester 2017 - Employee Data *

Ethnic/Gender

Department / Program	African American		Asian		Caucasian		Filipino		Latino/a		Native American		Other/Unknown		Pacific Island		Southeast Asian		Total
	Female	Male	Female	Male	Female	Male	Female	Male	Female	Male	Female	Male	Female	Male	Female	Male	Female	Male	
	A & R Dean's Office - Credit	3	1	6	1	1		2	2	3	2			1	1				
Academic Admin - Chntwn/NB			1																1
Academic Admin - Evans			1																1
Academic Admin - John Adams			4					1											5
Academic Admin - Mission					1				2										3
Academic Administration - Dwntwn				1		2													3
Accounting			1			1													2
Administrative Services - Regular			3	2				1	2								1		9
Admissions & Records	1		2	2	3	1												1	10
African Am Scholastic Pgm				1															1
Aircraft Maintenance		1																	1
Apprenticeship Program							1												1
Art	1																		1
Associate Dean A (Non Credit)	1		5	1				1	2										10
Automotive			1							1									2
Biological Sciences			1	1	1								1						4
Broadcast Electronic Media Arts		1				1							1						3
Budget						1	1												2
Buildings & Grounds		1	1	5		9		4		2					1				23
Business-Credit		1																	1
CA Careers Pathway (CCPT)				1															1
Calworks					1										1				2
Career and Technical Education							2												2
CDC Mission - Valencia									1										1
Central Services						1													1
Chancellor's Office			1		1								1						3
Channel 75				1									1						2
Chemistry				1		1													2
Child Development & Family Studies	3		5		1				8								1	1	19
Cinema			1																1
Civic Center Campus			2																2
College Publications			2					1											3
College Services					1														1
Continuing Student Counseling			2	1					1	1									5
Contract Education							1		1										2
Controller	1		2	1	1		1										1		7
Culinary Arts & Hospitality	1	1	3		1					1			1		1				9
Custodial Services	2	13	30	11	1	1	2	15	3	4							1	4	87
Dean's Office							1												1
disabled students program			1	2			1						1						5
District Business Services - Office				1															1
Eco Dev			1																1
Engineering & Technology									1										1
English	1									1									2
Environmental Hort & Floristry					1														1
EOPS	1		1		1		1												4
ESL			1																1
ETO (Ed Tech Office)	1																		1
F/A - BFAP			1				1												2
F/A - Scholarship							1												1
Facilities Planning		1	2																3
Financial Aid Office	2	1	3		2	1	1	1	3				1				1		16
Foreign Languages													1						1
Foreign Students/Internat Students					1					1								1	3
Government Relations			1																1
Grant Fiscal Services			2				1												3
Graphic Communications					1				1				1						3
Health Care Tech																	1		1
Health Education			1			1			1										3
HIV/STD Education Office						1													1
Hospitality			1																1
Human Resources	2		1				1												4
Human Resources - General	3		6				2		3	2			1	1	1		1		20
Inst Res - Broadcasting		1					1												3
Inst. Res - Audio Visual					1					1									2
Institutional Sup - Chntwn/NB			2	1															3
Institutional Sup - Dwntw									1										1
Instructional Computer Lab				3															3
International Student Counseling									1										1
ITS		2	6	9	1	4	1	1	2	3			1	1				1	32
ITS-Administration	1	1				1								1					4
Learning Assistance Programs					3				1	1				1				1	7

FULL-TIME CLASSIFIED

Fall Semester 2017 - Employee Data *

Ethnic/Gender

Department / Program	African American		Asian		Caucasian		Filipino		Latino/a		Native American		Other/Unknown		Pacific Island		Southeast Asian		Total
	Female	Male	Female	Male	Female	Male	Female	Male	Female	Male	Female	Male	Female	Male	Female	Male	Female	Male	
Library	3		8	5	6	4				2			1				1		30
Library & Learning Resources Center				1															1
Library Information Technology																	1		1
Listening Center						1													1
M&R - Buildings				1		2						1							4
Mail Services								2										1	3
Mathematics			1		1	2				1				1			2		8
Matriculation Office	1		3	1					1	1	2			1				2	12
Music	1									1									2
New Student Counseling			1			1			1										3
NSF-Biolink-MPICT					1														1
Nursing - Licensed Vocational														1					1
Nursing-RN			1																1
Other Services			1	1		4					2								8
Outreach Services	1		1							1									3
Payroll	1		6	1	1	1	1		1	1									13
Physical Education & Dance	1	1	1	1	1	1									1				7
Physics						1													1
Professional Development							1												1
Public Safety	2	2		4		7		2	4	12				1				2	36
Purchasing						1			1	1									3
Research and Planning					2	2													4
Retention Program																	1		1
School of Behav Sci, Soc Sci & Mult			1																1
School of English & Foreign Languag										1									1
School of ESL, Intl Ed & Trans Stud			1																1
School of Health, PE & Social Servs					1														1
School of Vis&Perf Arts, Jour&Speec					1		1												2
Social Sciences										1									1
Southeast Campus	1																		1
Strong Workforce Program			2		1	1								1					5
Student Activities					1														1
Student Affairs														1					1
Student Affairs Office														1					1
Student Health			2			2		1											5
Student Services - Chntwn/NB				1															1
Student Services - Dwtwn	1		1																2
Student Services - John Adams			1																1
Study Abroad Program					1														1
Tenure Review			1					1											2
Testing	1		1	1			1		1										5
Theater Arts														1					1
TRC/SLIAG(ABE)										2									2
Vatea - Basic			1																1
VETS - Veteran Resource Center										1									1
Vice Chancellor Academic Affairs			2		1		1												4
Vice Chancellor Admn/Finance														1					1
Vice Chancellor Student Development							2								1				3
Workforce-Coordination									1										1
SUB-TOTAL	37	28	140	63	41	58	29	34	48	49	1	13	10	5	3	12	15		
TOTAL	65		203		99		63		97		1	23		8		27			586
PERCENTAGE	11%		35%		17%		11%		17%		0%	4%		1%		5%			

*Employee count is based on raw data submitted to the State chancellor's office by CCSF ITS.

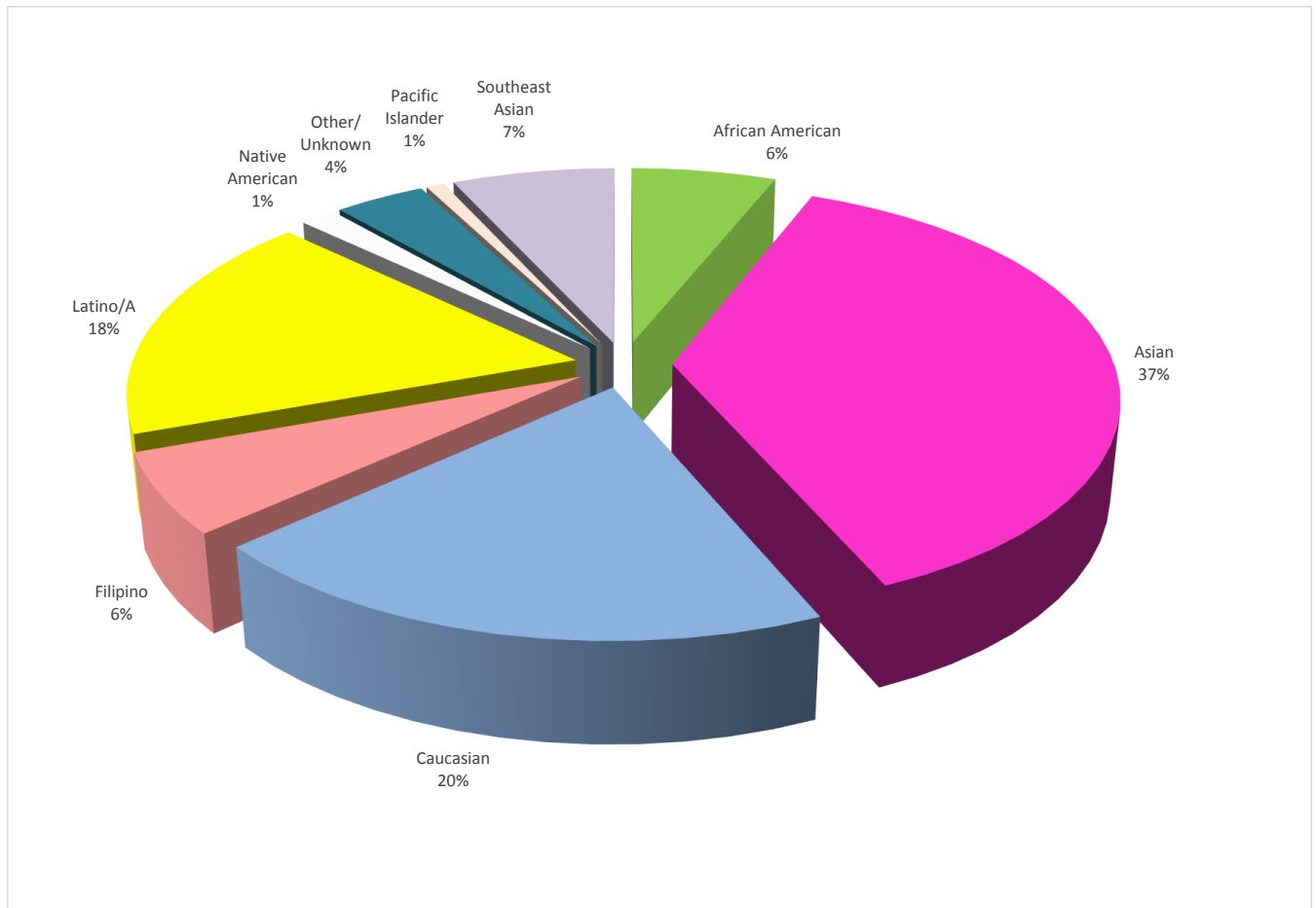
Note: Percentages may not be exact due to rounding.

PART-TIME CLASSIFIED (Fall 2017 Staff Data)

ETHNIC / GENDER / AFFIRMATIVE ACTION DATA

	AFRICAN AMERICAN		ASIAN		CAUCASIAN		FILIPINO		LATINO/A		NATIVE AMERICAN		OTHER/ UNKNOWN		PACIFIC ISLANDER		SOUTHEAST ASIAN		TOTAL FILLED POSITIONS	
	#	PCT.	#	PCT.	#	PCT.	#	PCT.	#	PCT.	#	PCT.	#	PCT.	#	PCT.	#	PCT.	#	PCT.
FEMALE	5	4%	34	26%	15	11%	5	4%	16	12%	1	1%	4	3%	0	0%	6	5%	86	66%
MALE	3	2%	15	11%	11	8%	3	2%	7	5%	1	1%	1	1%	1	1%	3	2%	45	34%
TOTAL	8	6%	49	37%	26	20%	8	6%	23	18%	2	2%	5	4%	1	1%	9	7%	131	100%
DISABLED	1	1%	2	2%	1	1%	0	0%	0	0%	0	0%	0	0%	0	0%	1	1%	5	4%
VETERAN	0	0%	2	2%	0	0%	0	0%	0	0%	0	0%	0	0%	0	0%	0	0%	2	2%
GAY/LESBIA	0	0%	0	0%	0	0%	0	0%	0	0%	0	0%	0	0%	0	0%	0	0%	0	0%

Note: Percentages may not be exact due to rounding.



PART-TIME CLASSIFIED

Fall Semester 2017 - Employee Data *

Ethnic/Gender

Department / Program	African American		Asian		Caucasian		Filipino		Latino/a		Native American		Other/Unknown		Pacific Island		Southeast Asian		Total
	Female	Male	Female	Male	Female	Male	Female	Male	Female	Male	Female	Male	Female	Male	Female	Male	Female	Male	
A & R Dean's Office - Credit			1	1			1		1										4
Academic Admin - Chnatwn/NB				1															1
Academic Admin - John Adams					1														1
Admin of Justice/Fire Science							1												1
Administrative Services - Regular			2						1								1	1	5
Articulation			1																1
Associate Dean A (Non Credit)			3	1													1		5
Automotive			1	2															3
Biological Sciences					1														1
Buildings & Grounds				1															1
Business-NC			1																1
CDC Ocean - Phelan																	1		1
Child Development & Family Studies	3		3	1	1				1								1		10
Citizenship			1																1
Computer Science																		1	1
Continuing Student Counseling									1										1
Culinary Arts & Hospitality			1	1														1	3
disabled students program			2		2	2	1		1	1							1		10
Engineering & Technology										1									1
English			2		1	4				2			1						10
ESL			2																2
GED/Assessment Center										1									1
Health Education									1										1
Inst Res - Broadcasting										1									1
Institute for International Student				1															1
Institutional Sup - Chntwn/NB				2															2
Interdisciplinary Studies (IDST)			1																1
ITS			1	1		1													3
Learning Assistance Programs						1							2						3
Library			1																1
Mathematics	1				1					1		1							4
MESA Program						1													1
Mission Campus										2									2
New Student Counseling			3																3
Payroll			1																1
Physical Education & Dance		2						1	1										4
Public Information									1										1
Public Safety				2															2
Small Business					1														1
Student Activities			1		1				1										3
Student Health									1										1
Student Services - John Adams																	1		1
Student Services - Mission										1									1
Testing			1						1										3
Theater Arts					1								1						2
Trade Skills			1																1
Transitional Studies	1		1		2	1				2									7
TRC/SLIAG(ABE)				1				1					1						3
Tulay								1											1
VETS - Veteran Resource Center											1								1
Vice Chancellor Student Development		1	3		3				1	1					1				10
SUB-TOTAL	5	3	34	15	15	11	5	3	16	7	1	1	4	1	1	1	6	3	131
TOTAL	8		49		26		8		23		2		5		1		9		
PERCENTAGE	6%		37%		20%		6%		18%		2%		4%		1%		7%		

*Employee count is based on raw data submitted to the State chancellor's office by CCSF ITS.

Note: Percentages may not be exact due to rounding.